



Joint Meeting of The CTF and SCF Trust Fund Committees

Washington, D.C. (Hybrid)

Tuesday, February 25, 2025

CIF DISBURSEMENT REPORT

SCOPE OF REPORT

Period Covered: Fiscal 2024 (June 30th, 2023 to June 30th, 2024)

This report has been prepared by the CIF Secretariat in collaboration with the implementing multilateral development banks (MDBs). Further analyses on the projects and pipeline tracking are presented in the Operational and Results Reports (ORR), Semi-Annual Report (SAR), and Risk Reports. If necessary, appropriate adjustments to prior period disbursement numbers have been made based on updated information received from MDBs.

The report examines disbursements at the aggregate CIF level, then drills down into the different programming levels of the CTF and SCF, and reflows at the CTF level. Annexes contain project/program-level data, however disbursements from private sector projects are generally not included due to the confidential nature of such projects, except in cases where MDBs specifically request inclusion of such programs/projects.

MDB project implementation and supervision (MPIS) fees are excluded from this report.

Data Collection

Approvals

Data is collected from reports provided by the Trustee and the CIF Collaboration Hub (CCH). Approval amounts are based on amounts provided by the Trustee and are recorded in the fiscal year of the committee approval date and the MDB board approval date. For MDB approval amounts, at the aggregate level, project preparation grants are included along with projects.

Disbursements

Disbursements refer to the CIF funds transferred by MDBs to recipient countries or private sector implementing entities. They are recorded in CCH through the submission of Annex N by the MDBs on a semi-annual basis.

Reflows

Reflows in this report represent repayments from MDBs to the CIF Secretariat, which include principal, interest, dividends and all types of fees. The reflows ratio is calculated on the net implementation approvals, which is inclusive of grants.

Foreign Exchange

For this report, the foreign exchange rate for non-USD denominated projects is the foreign exchange as reported in the CCH at the time of approval for a project or sub-project, while the Trustee's reports use the latest exchange rate as of the report date. Therefore, due to the different exchange rates between CCH and the trustees report, some of the amounts may differ from the Trustee's report.

Treatment Cancellations

Cancellations are recorded in the fiscal year in which the funds are returned to the trustee and there could be delays between approval of a cancellation to the time the MDB sends the funds back to the trustee.

Treatment Guarantees

Guarantees are excluded from this report because their disbursement occurs only when a borrower defaults, requiring the guarantor to cover the obligation, making them unsuitable for tracking regular project disbursements. A list of called guarantees is provided in the CTF Risk Report.

Definitions

| | |
|-----------------------------|--|
| Disbursement Ratio | Cumulative disbursements divided by MDB Approved Funding |
| MDB Approved Funding | Includes MDB board approved funding for projects, including technical assistance, and Trust Fund Committee approved funding for preparation grants |

Table of Contents

| | |
|--|-----------|
| 1. Climate Investment Funds Portfolio | 1 |
| 1.1 Overview | 1 |
| 1.2 Fully Disbursed Projects | 3 |
| 1.3 Implementation and Preparation Details | 4 |
| 1.4 Disbursement Analysis | 4 |
| 2. Clean Technology Fund | 6 |
| 2.1 Summary | 6 |
| 2.2 Fully Disbursed Projects | 8 |
| 2.3 Implementation and Preparation Details | 8 |
| 2.4 Disbursement and Reflows Analysis | 9 |
| 3. Strategic Climate Fund | 12 |
| 3.1 Summary | 12 |
| 3.2 Fully Disbursed Projects | 14 |
| 3.3 Implementation and Preparation Details | 14 |
| 3.4 Disbursement Analysis | 15 |
| 4. Forest Investment Program | 17 |
| 4.1 Summary | 17 |
| 4.2 Fully Disbursed Projects | 18 |
| 4.3 Implementation and Preparation Details | 19 |
| 4.4 Disbursement Analysis | 20 |
| 5. Pilot Program for Climate Resilience | 22 |
| 5.1 Summary | 22 |
| 5.2 Fully Disbursed Projects | 23 |
| 5.3 Implementation and Preparation Details | 24 |
| 5.4 Disbursement Analysis | 25 |
| 6. Scaling-up Renewable Energy Program | 27 |
| 6.1 Summary | 27 |
| 6.2 Fully Disbursed Projects | 28 |

| | | |
|-------------------|--|-------------|
| 6.3 | Implementation and Preparation Details | 29 |
| 6.4 | Disbursement Analysis | 30 |
| Appendix A | Public Sector Project Disbursements | I |
| A.1. | CTF | I |
| A.2. | FIP | VI |
| A.3. | PPCR | XII |
| A.4. | SREP | XXII |
| Appendix B | Fully Disbursed Project List | XXIX |
| B.1. | CTF | XXIX |
| B.2. | FIP | XXXI |
| B.3. | PPCR | XXXIII |
| B.4. | SREP | XXXVI |

List of Tables

| | | |
|----------|--|----|
| Table 1 | CIF Fully disbursed project count and funding | 3 |
| Table 2 | CIF cumulative approvals and disbursements for implementation | 4 |
| Table 3 | CIF approvals and disbursements for project preparation | 4 |
| Table 4 | CIF approvals and disbursements for technical assistance facility (TAF) | 4 |
| Table 5 | Regional analysis of CIF approvals and disbursements | 5 |
| Table 6 | CTF Fully disbursed project count and funding..... | 8 |
| Table 7 | CTF cumulative approvals, disbursements and reflows for implementation | 8 |
| Table 8 | CTF cumulative approvals, disbursements and reflows for project preparation | 9 |
| Table 9 | Regional analysis of CTF approvals and disbursements..... | 10 |
| Table 10 | MDB analysis of CTF approvals, disbursements, and reflows, ranked by disbursement ratio..... | 11 |
| Table 11 | SCF Fully disbursed project count and funding..... | 14 |
| Table 12 | SCF cumulative approvals and disbursements for implementation | 14 |
| Table 13 | SCF cumulative approvals and disbursements for project preparation | 14 |
| Table 14 | SCF cumulative approvals and disbursements for technical assistance facility (TAF) | 15 |
| Table 15 | Regional analysis of SCF approvals and disbursements..... | 16 |

| | |
|--|----|
| Table 16 FIP Fully disbursed project count and funding..... | 19 |
| Table 17 FIP cumulative approvals and disbursements for implementation..... | 19 |
| Table 18 FIP cumulative approvals and disbursements for project preparation | 19 |
| Table 19 FIP cumulative approvals and disbursements for technical assistance facility (TAF)..... | 20 |
| Table 20 Regional analysis of FIP approvals and disbursements | 21 |
| Table 21 PPCR Fully disbursed project count and funding | 24 |
| Table 22 PPCR cumulative approvals and disbursements for implementation | 24 |
| Table 23 PPCR cumulative approvals and disbursements for project preparation..... | 24 |
| Table 24 PPCR cumulative approvals and disbursements for technical assistance facility (TAF) | 25 |
| Table 25 Regional analysis of PPCR approvals and disbursements | 26 |
| Table 26 SREP Fully disbursed project count and funding | 29 |
| Table 27 SREP cumulative approvals and disbursements for implementation..... | 29 |
| Table 28 SREP cumulative approvals and disbursements for project preparation | 29 |
| Table 29 SREP cumulative approvals and disbursements for technical assistance facility (TAF) | 29 |
| Table 30 Regional analysis of SREP approvals and disbursements | 31 |

List of Charts

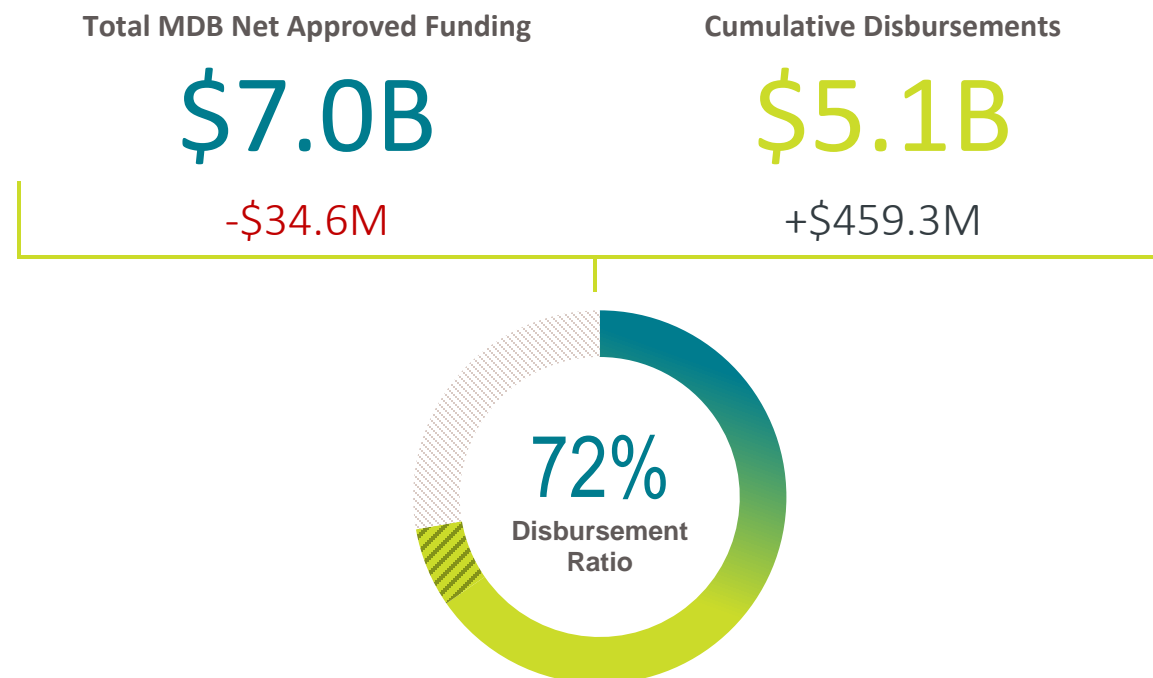
| | |
|---|----|
| Figure 1 CIF annual approvals, disbursements, and cancellations over the last 10 years | 2 |
| Figure 2 CIF average age of projects by program | 3 |
| Figure 3 Regional analysis of CIF approvals and disbursements | 5 |
| Figure 4 CTF Disbursement and Reflows Ratio | 6 |
| Figure 5 CTF cumulative approvals, disbursements and reflows | 6 |
| Figure 6 CTF annual approvals, disbursements, and cancellations over the last 10 years | 7 |
| Figure 7 Regional analysis of CTF approvals, disbursements, and reflows | 9 |
| Figure 8 MDB analysis of CTF approvals, disbursements, and reflows, ranked by disbursement ratio | 10 |
| Figure 9 MDB analysis of CTF non-disbursed amounts and disbursements period over period, ranked by disbursement ratio | 11 |
| Figure 10 SCF Disbursement Ratio..... | 12 |
| Figure 11 SCF cumulative approvals and disbursements | 12 |
| Figure 12 SCF annual approvals and disbursements over the last 10 years | 13 |
| Figure 13 Regional analysis of SCF approvals and disbursements | 15 |

| | |
|--|----|
| Figure 14 FIP Disbursement Ratio..... | 17 |
| Figure 15 FIP cumulative approvals and disbursements | 17 |
| Figure 16 FIP annual approvals, disbursements, and cancellations over the last 10 years | 18 |
| Figure 17 Regional analysis of FIP approvals and disbursements | 21 |
| Figure 18 PPCR Disbursement Ratio | 22 |
| Figure 19 PPCR cumulative approvals and disbursements..... | 22 |
| Figure 20 PPCR annual approvals, disbursements, and cancellations over the last 10 years..... | 23 |
| Figure 21 Regional analysis of PPCR approvals, disbursements, and reflows..... | 26 |
| Figure 22 SREP Disbursement Ratio | 27 |
| Figure 23 SREP cumulative approvals and disbursements | 27 |
| Figure 24 SREP annual approvals, disbursements, and cancellations over the last 10 years | 28 |
| Figure 25 Regional analysis of SREP approvals and disbursements reflows | 30 |

1. Climate Investment Funds Portfolio

1.1 Overview

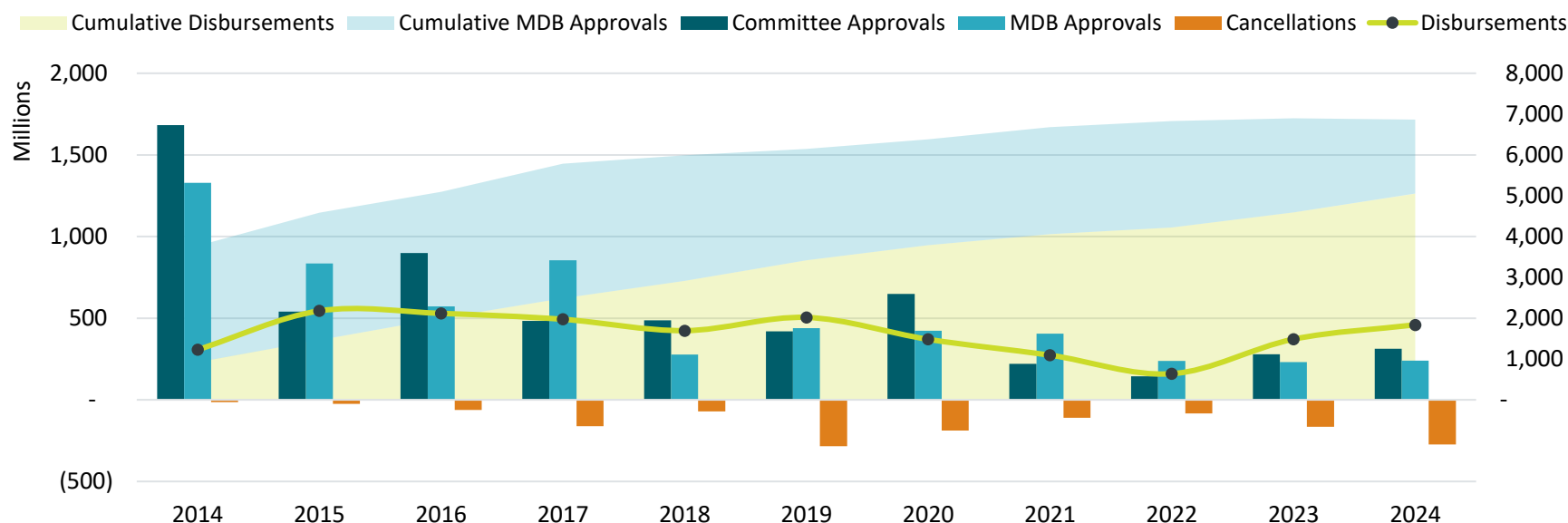
1. CIF was established in 2008 and MDBs approved the first cohort of projects in 2009 amounting to USD 100 million in CTF funding. By 2012, MDBs had approved an equivalent of USD 1.8 billion in projects under the CTF and the SCF, the first SCF project was MDB-approved in 2011 under SREP.
2. From July 1, 2023, to June 30, 2024, CIF's cumulative disbursements increased by USD 459.3 million and net approved funding decreased by USD 34.6 million. The substantial increase in disbursements for FY 2024 combined with the net decrease in approvals resulted in an increase of 6.9% in the disbursement ratio to 72.2%. Details are broken down into funding for implementation, preparation grants, and technical assistance facility are provided in Table 2, Table 3, and Table 4.



There is change of +6.9% from Fiscal 2023

3. New approvals totaled USD 241.4 million, however, cancellations of USD 276.0 million in FY 2024 resulted in a net decrease of USD 34.6 million in approvals, breakdowns are provided in each program's section. New approvals in the second half of FY 2024 were greater than cancellations as the net decrease in approvals rebounded by USD 25.0 million from USD 59.6 million in the first half of FY 2024. Details are broken down into funding for implementation, preparation grants, and technical assistance facility are provided in Table 2, Table 3, and Table 4.
4. The increase in disbursements for FY 2024 of USD 459.3 million, coupled with the decrease in approvals, resulted in an increase of 6.7% in the disbursement ratio to 72.1% for FY 2024.
5. New disbursements mainly came from projects in Sub-Saharan Africa and Europe & Central Asia, which represented approximately 47.7% and 19.2% of new disbursements, respectively, or USD 307.2 million, as shown in Figure 3.

Figure 1 CIF annual approvals, disbursements, and cancellations over the last 10 years



1.1.1 Average Age of Projects

6. The average age¹ of CIF project was 8.5 years in FY 2024 with PPCR having the oldest projects with an average age of 9.9 years for the program as the MDB boards have approved all committee approved funding. Figure 2 provides the breakdown by program.

Figure 2 CIF average age of projects by program



1.2 Fully Disbursed Projects²

7. The total count of fully disbursed projects increased by 18 over FY 2024, with SCF adding the largest portion of newly fully disbursed projects with a total of 14 project, and CTF adding four to the count. Table 1 provides the total number of projects that are fully disbursed along with the funding.

Table 1 CIF Fully disbursed project count and funding

| | As of June 30, 2024 | | As of June 30, 2023 | | Changes over the Period | |
|--------------------------|---------------------|-------|---------------------|-------|-------------------------|-------|
| | Funding | Count | Funding | Count | Funding | Count |
| Fully Disbursed Projects | 3,261.0 | 217 | 2,820.3 | 199 | 440.7 (+15.6%) | +18 |

¹ Project age is calculated from the time the funds are MDB board approved to the latest reporting period of this report.

² Includes PPGs, IPPGs, and TAF

1.3 Implementation and Preparation Details

Table 2 CIF cumulative approvals and disbursements for implementation

In millions of USD

| | As of June 30, 2024 | As of June 30, 2023 | Change |
|--|---------------------|---------------------|----------------|
| Committee Approvals Net of Cancellations | 7,282.3 | 7,243.1 | 39.2 (+0.5%) |
| MDB board approvals Net of Cancellations | 6,863.4 | 6,897.4 | -34.0 (-0.5%) |
| Cumulative Disbursements | 4,961.0 | 4,506.4 | 454.6 (+10.1%) |
| Disbursement Ratio | 72.3% | 65.3% | +6.9% |

Table 3 CIF approvals and disbursements for project preparation

In millions of USD

| | As of June 30, 2024 | As of June 30, 2023 | Change |
|--|---------------------|---------------------|--------------|
| Committee Approvals Net of Cancellations | 98.9 | 101.1 | -2.2 (-2.2%) |
| Cumulative Disbursements | 88.5 | 87.0 | 1.5 (+1.7%) |
| Disbursement Ratio | 89.5% | 86.0% | +3.5% |

Table 4 CIF approvals and disbursements for technical assistance facility (TAF)

In millions of USD

| | As of June 30, 2024 | As of June 30, 2023 | Change |
|--|---------------------|---------------------|---------------|
| Committee Approvals Net of Cancellations | 35.7 | 34.1 | 1.6 (4.8%) |
| Cumulative Disbursements | 5.2 | 2.0 | 3.2 (+156.6%) |
| Disbursement Ratio | 14.5% | 5.9% | +8.6% |

1.4 Disbursement Analysis

1.4.1 Regional analysis

8. The regions with the highest disbursement ratios are the Middle East and North Africa (91.7%), Global (80.3%), Latin America and the Caribbean (76.7%), Europe and Central Asia (74.5%), and Sub-Saharan Africa (70.3%), as shown in Figure 3.

The majority of new disbursements came from Sub-Saharan Africa (47.7%) in FY 2024, followed by Europe and Central Asia (19.2%), Latin America & Caribbean (12.7%), representing almost 80% of new disbursements in FY 2024 or USD 365.5 million.

Figure 3 Regional analysis of CIF approvals and disbursements

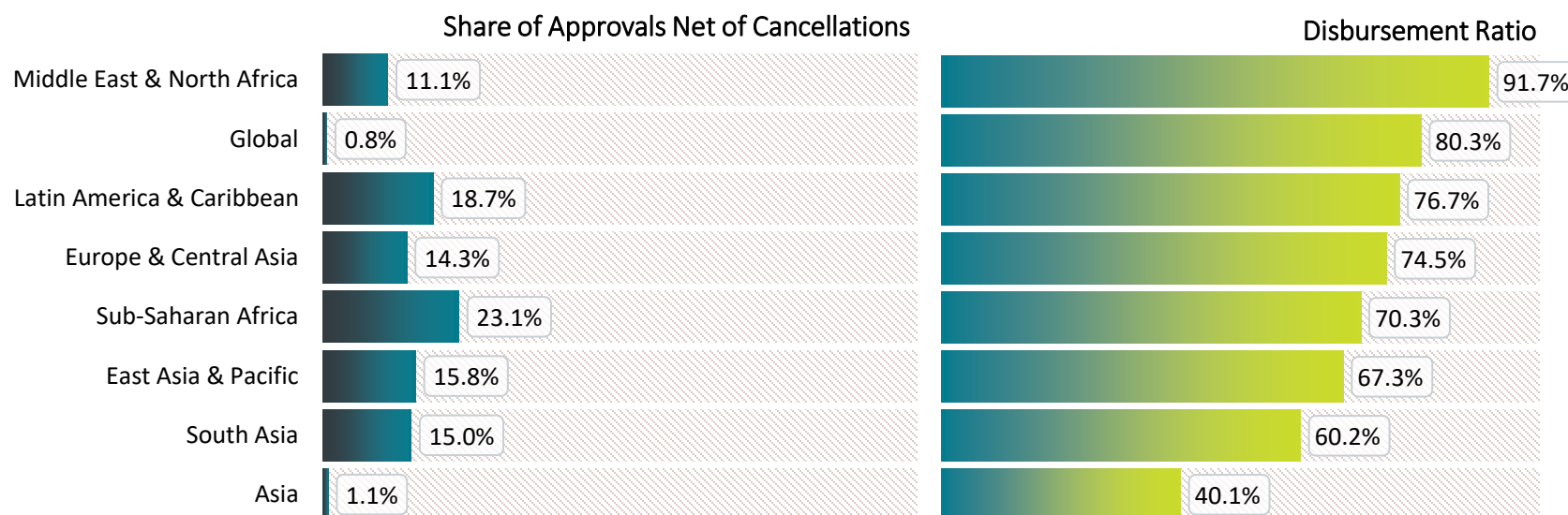


Table 5 Regional analysis of CIF approvals and disbursements

In millions of USD

| | As of June 30, 2024 | | As of June 30, 2023 | Changes over the Period |
|----------------------------|---------------------|---------------|---------------------|-------------------------|
| | Approvals | Disbursements | Disbursements | Disbursements |
| Sub-Saharan Africa | 1,615.2 | 1,134.8 | 915.8 | 218.9 (+23.9%) |
| Europe & Central Asia | 1,001.0 | 745.9 | 657.6 | 88.3 (+13.4%) |
| Latin America & Caribbean | 1,311.3 | 1,005.6 | 947.3 | 58.3 (+6.2%) |
| South Asia | 1,053.1 | 633.7 | 599.7 | 34.1 (+5.7%) |
| East Asia & Pacific | 1,105.5 | 744.3 | 713.3 | 31.0 (+4.3%) |
| Middle East & North Africa | 777.5 | 712.6 | 697.4 | 15.2 (+2.2%) |

In millions of USD

| | As of June 30, 2024 | | As of June 30, 2023 | Changes over the Period |
|--------|---------------------|---------------|---------------------|-------------------------|
| | Approvals | Disbursements | Disbursements | Disbursements |
| Asia | 75.3 | 30.2 | 18.2 | 12.0 (+65.6%) |
| Global | 59.1 | 47.5 | 45.9 | 1.5 (+3.4%) |

2. Clean Technology Fund

2.1 Summary

Figure 4 CTF Disbursement and Reflows Ratio

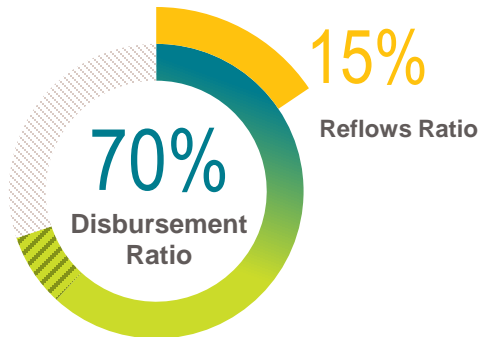
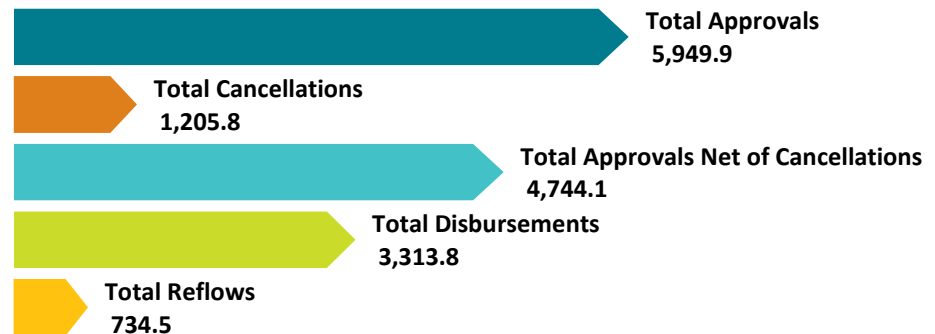


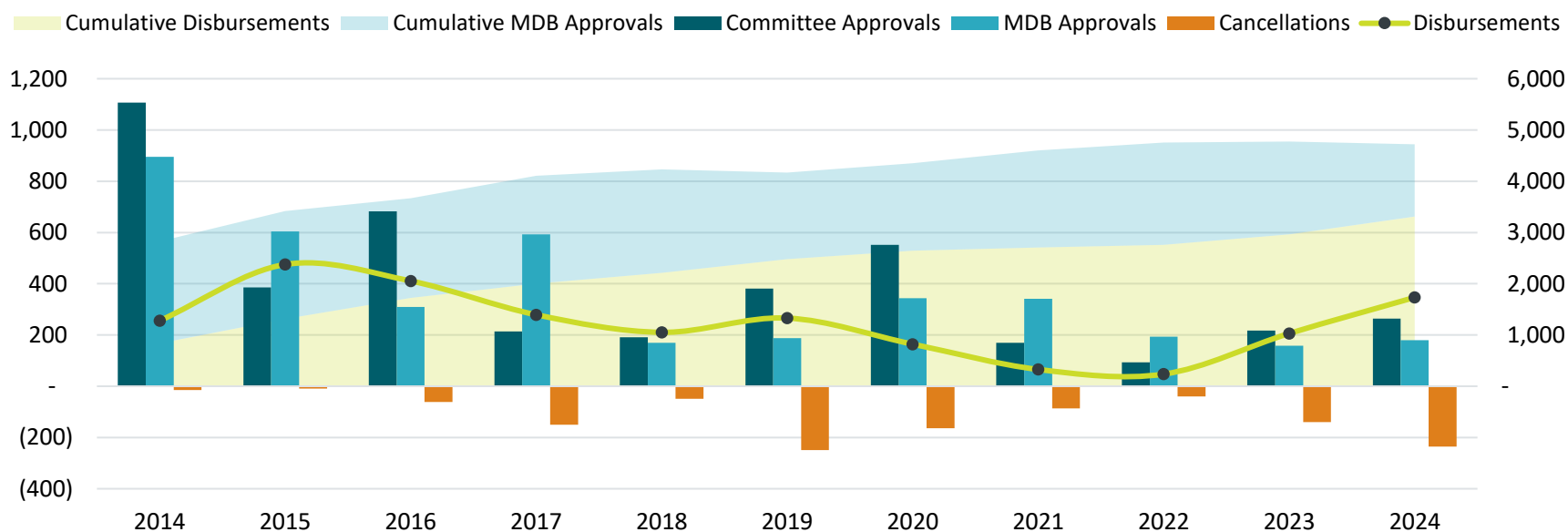
Figure 5 CTF cumulative approvals, disbursements and reflows



9. For FY 2024, MDB board approvals, including committee approvals for preparation grants, totaled USD 180.2 million, while cancellations totaled USD 235.0 million, resulting in a net decrease of USD 54.8 million (-1.1%) in cumulative MDB board approvals to USD 4,744.1 million for FY 2024. Disbursements increased by USD 346.7 million, representing an increase of 11.7% from the previous fiscal year. The decrease of net approvals and large increase in disbursements resulted in an overall increase of 8.0% in the disbursement ratio to 69.9% for FY 2024.
10. Disbursements in FY 2024 surpassed disbursements in FY 2023 by USD 140.8 million or 68.4%, and represent the third highest year of disbursements for the CTF. Details are broken down into funding for implementation and preparation grants are provided in Table 7 and Table 8.

11. The current period has seen an improvements in undisbursed amounts as cancellations and disbursements increased, with EBRD and AfDB leading in the disbursement ratios (86.3% and 78.5%, respectively), as shown in Figure 8 and Figure 9. Further, following the last three periods of low disbursements, IFC now has the second lowest disbursement ratio of 66.3%, followed by ADB, who has remained the lowest disbursing MDB with a disbursement ratio of 59.2%, as shown in Figure 8.
12. Regionally, there were large increases in disbursements for projects in Sub-Saharan Africa (50.0%) and Europe & Central Asia (25.1%), representing just over 75% of new disbursements or USD 260.3 million, as show in Figure 7, which was due to disbursements to projects implemented by IBRD, EBRD, and AfDB.
13. Reflows totaled USD 140.5 million in FY 2024, which represented an increase of 23.7% over FY 2023 and an increase in the reflows ratio from 12.5% to 15.5%. New reflows are mainly originating from three regions, Europe & Central Asia (35.8%), Latin America and the Caribbean (26.2%), and East-Asia and the Pacific (15.6%), which represents 75% of the reflows received in FY 2024 or USD 109.1 million, as shown in Figure 7. IFC is leading the MDBs in the receipt of reflows and represent 44.7% of the share of reflows received by all MDBs, followed by EBRD (35.2%), both of which are private sector only MDBs for the CTF, as shown in Figure 8.

Figure 6 CTF annual approvals, disbursements, and cancellations over the last 10 years



2.2 Fully Disbursed Projects³

14. The total count of fully disbursed projects increased by four in FY 2024. One from ADB in Asia: BDF: ADB CTF Private Sector Sustainable Transport Program (XCTFDB764A); one from AfDB in Sub-Saharan Africa: Sustainable Energy Acceleration Program (SEAP) (PCTFZA066A); one from IBRD in Sub-Saharan Africa: Eskom Renewable Support Project (XCTFZA070A); and one from IDBG in Latin America & Caribbean: GESP: Innovative Energy Solutions for Health Service Delivery in Honduras (PCTFHN002A). Table 6 provides the total number of projects that are fully disbursed along with the funding.

Table 6 CTF Fully disbursed project count and funding

In millions of USD

| | As of June 30, 2024 | | As of June 30, 2023 | | Changes over the Period | |
|--------------------------|---------------------|-------|---------------------|-------|-------------------------|-------|
| | Funding | Count | Funding | Count | Funding | Count |
| Fully Disbursed Projects | 2,135.3 | 61 | 1,841.0 | 57 | 294.3 (+16.0%) | +4 |

2.3 Implementation and Preparation Details

Table 7 CTF cumulative approvals, disbursements and reflows for implementation

In millions of USD

| | As of June 30, 2024 | As of June 30, 2023 | Change |
|--|---------------------|---------------------|----------------|
| Committee Approvals Net of Cancellations | 5,109.3 | 5,080.1 | 29.1 (+0.6%) |
| MDB Approvals Net of Cancellations | 4,720.0 | 4,774.7 | -54.7 (-1.1%) |
| Cumulative Disbursements | 3,292.9 | 2,946.6 | 346.4 (+11.8%) |
| Cumulative Reflows | 734.5 | 594.0 | 140.5 (+23.7%) |
| Disbursement Ratio | 69.8% | 61.7% | +8.1% |
| Reflows Ratio | 15.6% | 12.4% | +3.1% |

³ Includes PPGs, and IPPGs

Table 8 CTF cumulative approvals, disbursements and reflows for project preparation

In millions of USD

| | As of June 30, 2024 | As of June 30, 2023 | Change |
|--|---------------------|---------------------|--------------|
| Committee Approvals Net of Cancellations | 24.1 | 24.2 | -0.1 (-0.6%) |
| Cumulative Disbursements | 20.9 | 20.6 | 0.3 (+1.6%) |
| Disbursement Ratio | 86.7% | 84.8% | +1.9% |

2.4 Disbursement and Reflows Analysis

2.4.1 Regional analysis

15. The regions with the highest disbursement ratios are the Middle East and North Africa (94.1%), Global (81.7%), Europe and Central Asia (74.6%), and Latin America and the Caribbean (73.5%), as shown in Figure 7. New disbursements mainly came from Sub-Saharan Africa (50.0%) and Europe and Central Asia (25.1%), representing just over 75% of new disbursements or USD 260.3 million.

Figure 7 Regional analysis of CTF approvals, disbursements, and reflows

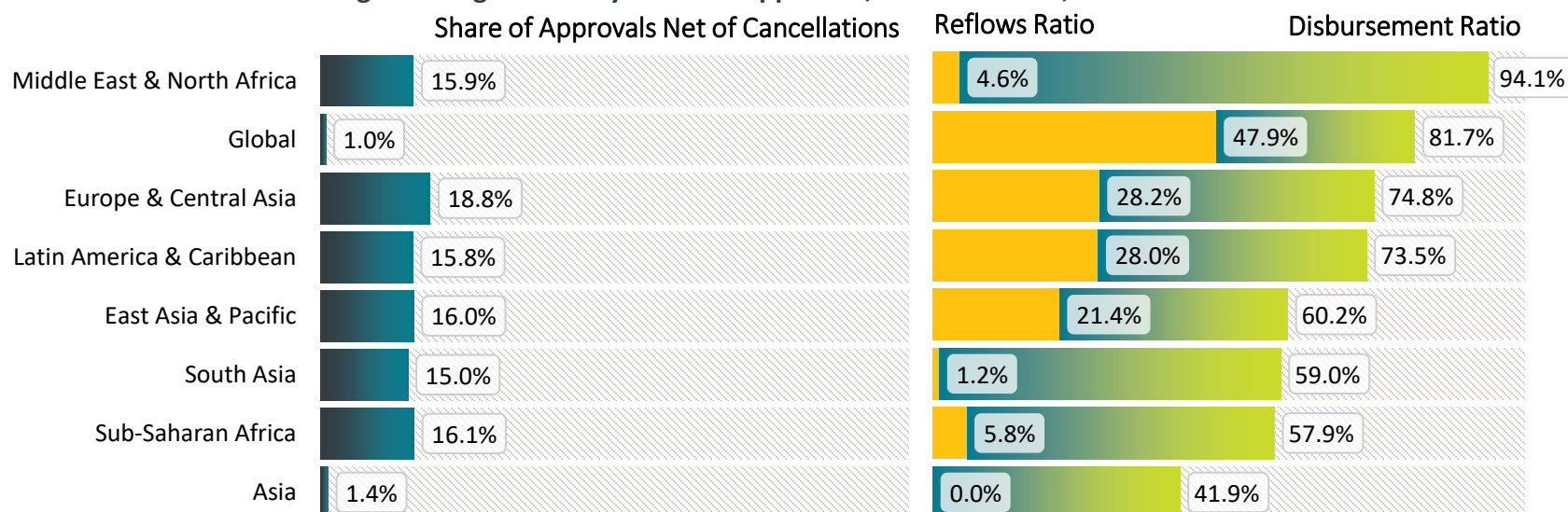


Table 9 Regional analysis of CTF approvals and disbursements

In millions of USD

| | As of June 30, 2024 | | | As of June 30, 2023 | | Changes over the Period | |
|----------------------------|---------------------|---------------|---------|---------------------|---------|-------------------------|---------------|
| | Approvals | Disbursements | Reflows | Disbursements | Reflows | Disbursements | Reflows |
| Sub-Saharan Africa | 761.5 | 441.2 | 44.0 | 267.8 | 33.6 | 173.4 (+64.8%) | 10.3 (+30.7%) |
| Europe & Central Asia | 890.3 | 665.8 | 251.3 | 578.9 | 200.9 | 86.9 (+15.0%) | 50.4 (+25.1%) |
| South Asia | 711.7 | 419.8 | 8.2 | 396.0 | 6.5 | 23.9 (+6.0%) | 1.7 (+26.9%) |
| Latin America & Caribbean | 751.6 | 552.5 | 210.5 | 532.6 | 173.7 | 19.9 (+3.7%) | 36.8 (+21.2%) |
| Middle East & North Africa | 755.1 | 710.7 | 34.6 | 695.5 | 18.4 | 15.1 (+2.2%) | 16.2 (+87.8%) |
| East Asia & Pacific | 757.9 | 455.9 | 162.6 | 441.0 | 140.6 | 15.0 (+3.4%) | 21.9 (+15.6%) |
| Asia | 67.3 | 28.2 | 0.0 | 16.6 | 0.0 | 11.6 (+69.9%) | N/A |
| Global | 48.6 | 39.7 | 23.3 | 38.8 | 20.2 | 0.9 (+2.3%) | 3.1 (+15.4%) |

2.4.2 Multilateral Development Banks Analysis

2.4.2.1 MDB Cumulative Analysis

Figure 8 MDB analysis of CTF approvals, disbursements, and reflows, ranked by disbursement ratio

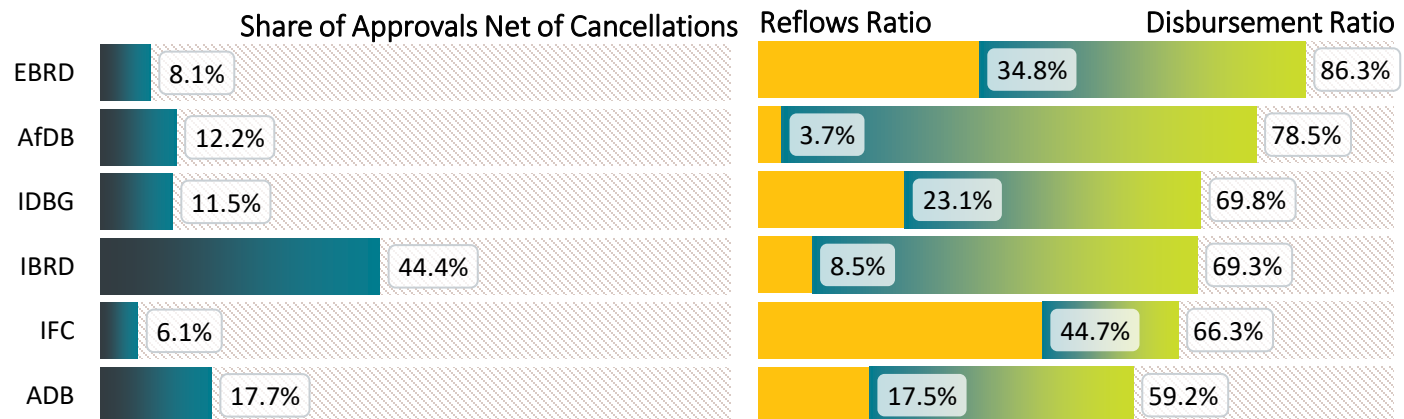


Table 10 MDB analysis of CTF approvals, disbursements, and reflows, ranked by disbursement ratio

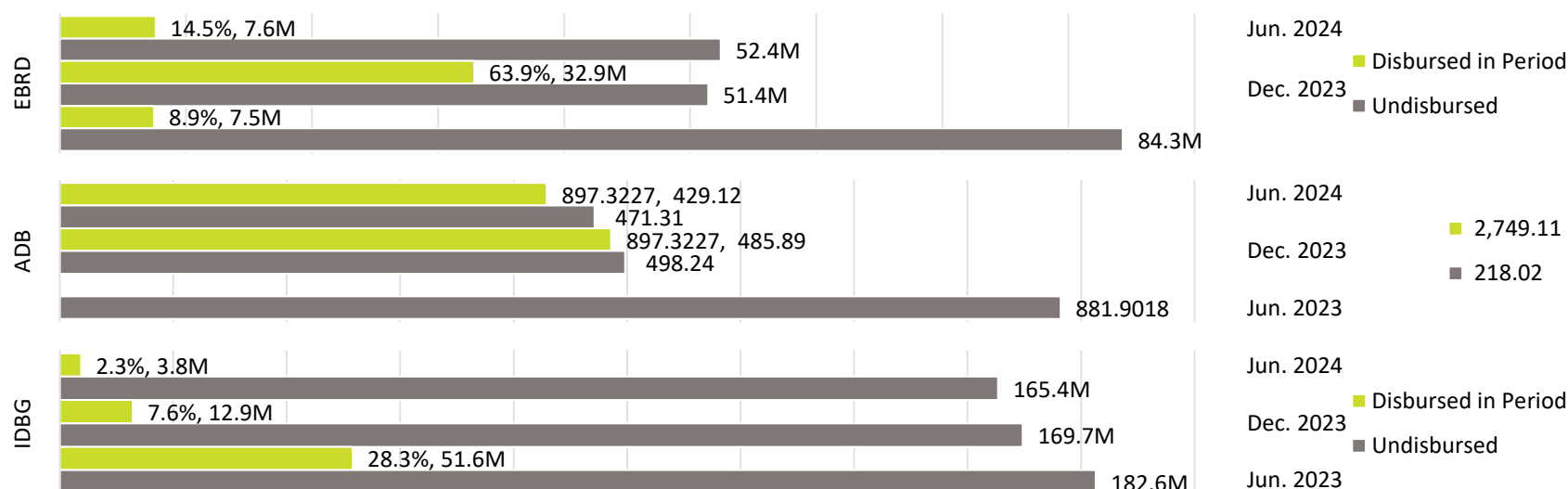
In millions of USD

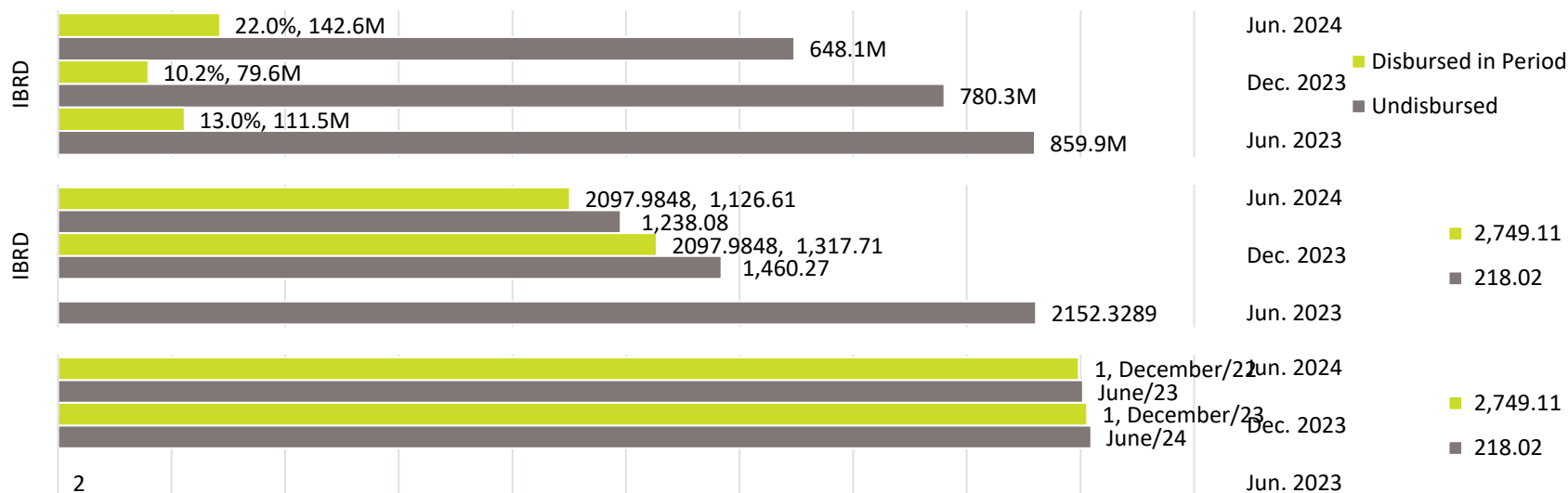
| | As of June 30, 2024 | | | As of June 30, 2023 | | Changes over the Period | |
|------|---------------------|--------------|---------|---------------------|---------|-------------------------|----------------|
| | Approvals | Disbursement | Reflows | Disbursements | Reflows | Disbursements | Reflows |
| EBRD | 382.2 | 329.7 | 133.0 | 289.3 | 103.3 | 40.5 (+14.0%) | 29.7 (+28.7%) |
| AfDB | 576.6 | 452.7 | 21.0 | 416.3 | 8.6 | 36.4 (+8.8%) | 12.4 (+144.2%) |
| IDBG | 547.7 | 382.3 | 126.2 | 365.7 | 101.2 | 16.6 (+4.5%) | 25.1 (+24.8%) |
| IBRD | 2,108.4 | 1,460.3 | 178.4 | 1,238.1 | 134.0 | 222.2 (+17.9%) | 44.4 (+33.2%) |
| IFC | 287.6 | 190.5 | 128.6 | 186.5 | 117.9 | 4.0 (+2.2%) | 10.7 (+9.1%) |
| ADB | 841.7 | 498.2 | 147.2 | 471.3 | 129.0 | 26.9 (+5.7%) | 18.2 (+14.1%) |

2.4.2.2 MDB Period over Period Analysis

Figure 9 MDB analysis of CTF non-disbursed amounts and disbursements period over period, ranked by disbursement ratio

In millions of USD





3. Strategic Climate Fund

3.1 Summary

Figure 10 SCF Disbursement Ratio

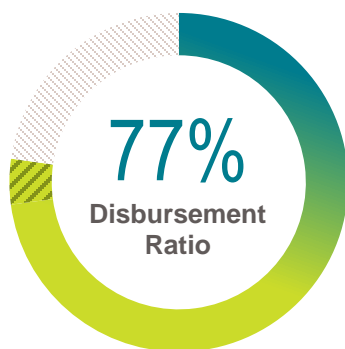
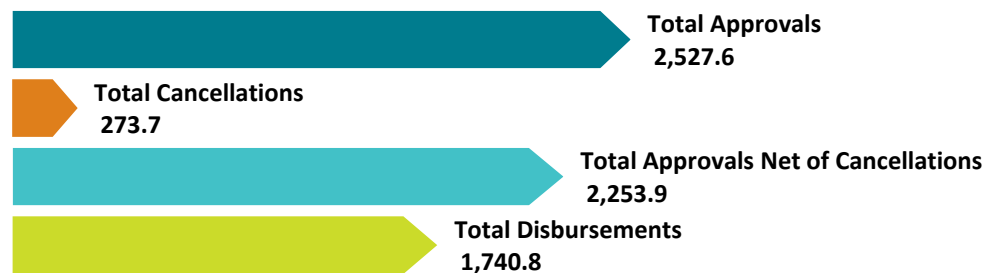


Figure 11 SCF cumulative approvals and disbursements

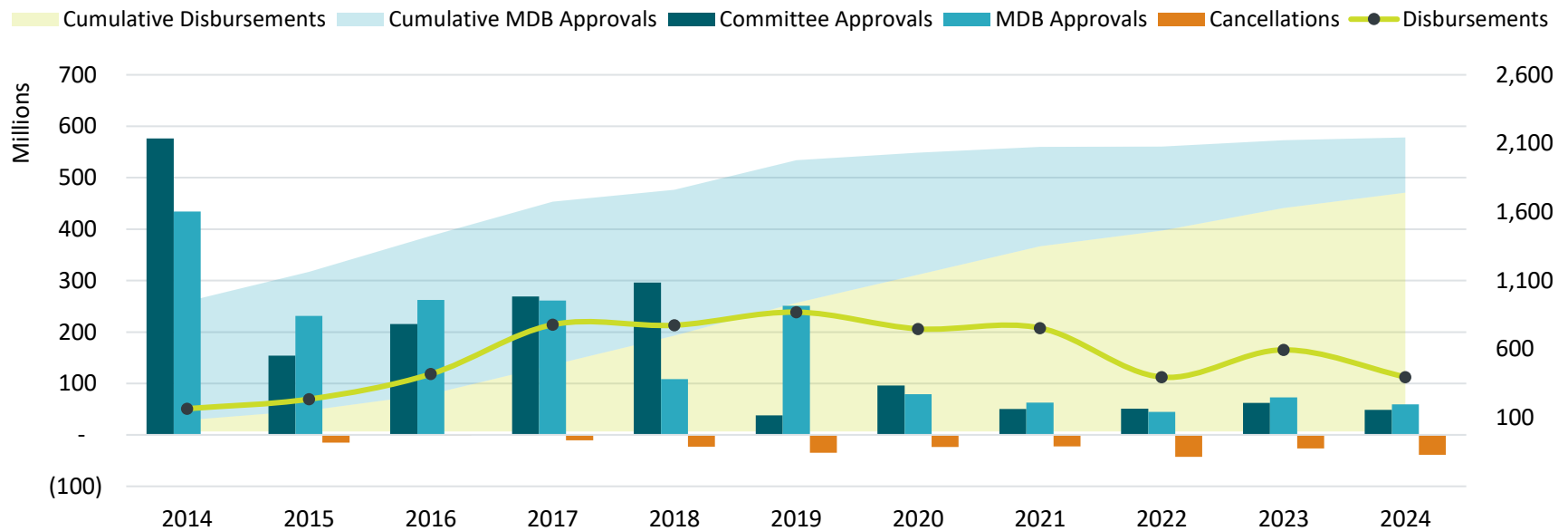


16. For FY 2024, MDB board approvals, including committee approvals for preparation grants, totaled USD 61.2 million, while cancellations totaled USD 41.0 million, this resulted in a net increase of USD 20.2 million (0.9%) in cumulative MDB board

approvals to USD 2,253.9 million for FY 2024. SCF programs vary widely in disbursements and approvals, breakdowns for each program are provided in their respective sections. Total disbursements for SCF increased by USD 112.6 million, representing an increase of 6.9% from the previous fiscal year. The small increase of net approvals and disbursements resulted in an overall increase of only 4.3% in the disbursement ratio from FY 2023 to 77.2%. Details are broken down into funding for implementation, preparation grants, and technical assistance facility are provided in Table 12, Table 13, and Table 14,

17. For FY 2024, new disbursements came from projects in the following regions, Sub-Saharan Africa (40.4%) and Latin America and the Caribbean (34.1%), which represented almost 75% of new disbursements or USD 83.9 million, as shown in Figure 13.

Figure 12 SCF annual approvals and disbursements over the last 10 years



3.2 Fully Disbursed Projects⁴

18. The total count of fully disbursed projects increased by 14 over FY 2024, with PPCR and SREP each increasing by five, and FIP increasing by four. Table 11 provides the total number of projects that are fully disbursed along with the funding.

Table 11 SCF Fully disbursed project count and funding

In millions of USD

| | As of June 30, 2024 | | As of June 30, 2023 | | Changes over the Period | |
|--------------------------|---------------------|-------|---------------------|-------|-------------------------|-------|
| | Funding | Count | Funding | Count | Funding | Count |
| Fully Disbursed Projects | 1,125.7 | 156 | 979.4 | 142 | 146.3 (+14.9%) | +14 |

3.3 Implementation and Preparation Details

Table 12 SCF cumulative approvals and disbursements for implementation

In millions of USD

| | As of June 30, 2024 | As of June 30, 2023 | Change |
|--|---------------------|---------------------|---------------|
| Committee Approvals Net of Cancellations | 2,173.1 | 2,163.0 | 10.0 (+0.5%) |
| MDB board approvals Net of Cancellations | 2,143.4 | 2,122.8 | 20.7 (+1.0%) |
| Cumulative Disbursements | 1,668.0 | 1,559.8 | 108.2 (+6.9%) |
| Disbursement Ratio | 77.8% | 73.5% | +4.3% |

Table 13 SCF cumulative approvals and disbursements for project preparation

In millions of USD

| | As of June 30, 2024 | As of June 30, 2023 | Change |
|--|---------------------|---------------------|--------------|
| Committee Approvals Net of Cancellations | 74.8 | 76.9 | -2.1 (-2.7%) |
| Cumulative Disbursements | 67.6 | 66.4 | 1.2 (+1.8%) |
| Disbursement Ratio | 90.4% | 86.4% | +4.0% |

⁴ Includes PPGs, IPPGs, and TAF.

Table 14 SCF cumulative approvals and disbursements for technical assistance facility (TAF)

In millions of USD

| | As of June 30, 2024 | As of June 30, 2023 | Change |
|--|---------------------|---------------------|---------------|
| Committee Approvals Net of Cancellations | 35.7 | 34.1 | 1.6 (+4.8%) |
| Cumulative Disbursements | 5.2 | 2.0 | 3.2 (+156.6%) |
| Disbursement Ratio | 14.5% | 5.9% | +8.6% |

3.4 Disbursement Analysis

3.4.1 Regional analysis

19. The regions with the highest disbursement ratios are East Asia and the Pacific (83.0%), Sub-Saharan Africa (81.2%), Latin America and the Caribbean (81.0%), Global (74.2%), and Europe & Central Asia (72.3%) as shown in Figure 13. During FY 2024, new disbursement came almost entirely from projects in the following three regions, Sub-Saharan Africa (40.4%), Latin America and the Caribbean (34.1%), and East Asia and the Pacific (14.2%), which represented over 85% of new disbursements or USD 99.9 million. These three regions also represent 78.1% of approved funding for the program.

Figure 13 Regional analysis of SCF approvals and disbursements

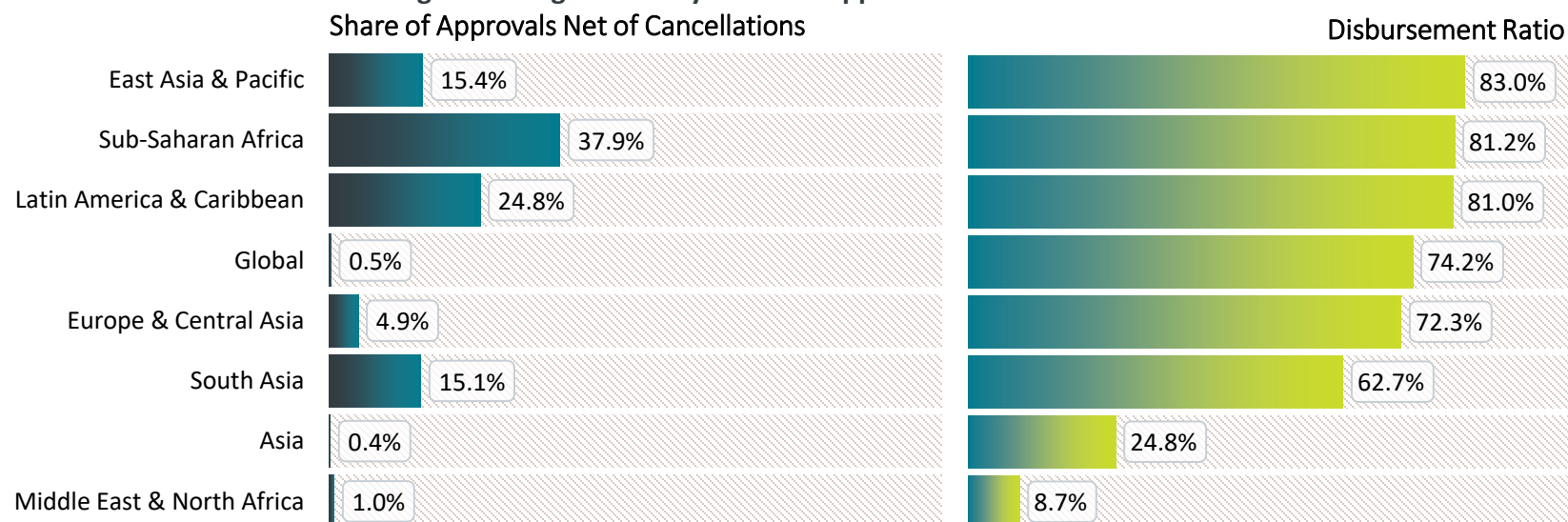


Table 15 Regional analysis of SCF approvals and disbursements

In millions of USD

| | As of June 30, 2024 | | As of June 30, 2023 | Changes over the Period |
|----------------------------|---------------------|---------------|---------------------|-------------------------|
| | Approvals | Disbursements | Disbursements | Disbursements |
| Sub-Saharan Africa | 853.7 | 693.6 | 648.0 | 45.5 (+7.0%) |
| Latin America & Caribbean | 559.7 | 453.1 | 414.7 | 38.4 (+9.3%) |
| East Asia & Pacific | 347.6 | 288.4 | 272.4 | 16.0 (+5.9%) |
| South Asia | 341.4 | 213.9 | 203.7 | 10.2 (+5.0%) |
| Europe & Central Asia | 110.8 | 80.1 | 78.7 | 1.4 (+1.7%) |
| Global | 10.5 | 7.8 | 7.1 | 0.7 (+9.4%) |
| Asia | 8.0 | 2.0 | 1.6 | 0.3 (+21.2%) |
| Middle East & North Africa | 22.3 | 1.9 | 1.9 | 0.0 (+2.6%) |

4. Forest Investment Program

4.1 Summary

Figure 14 FIP Disbursement Ratio

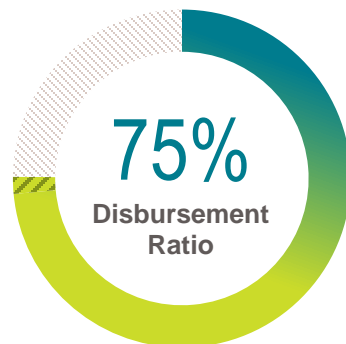
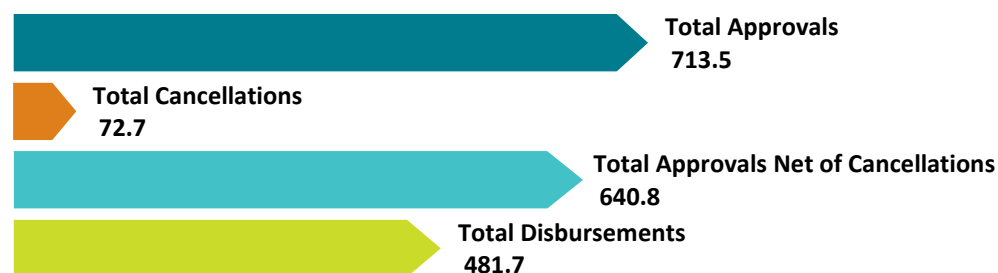
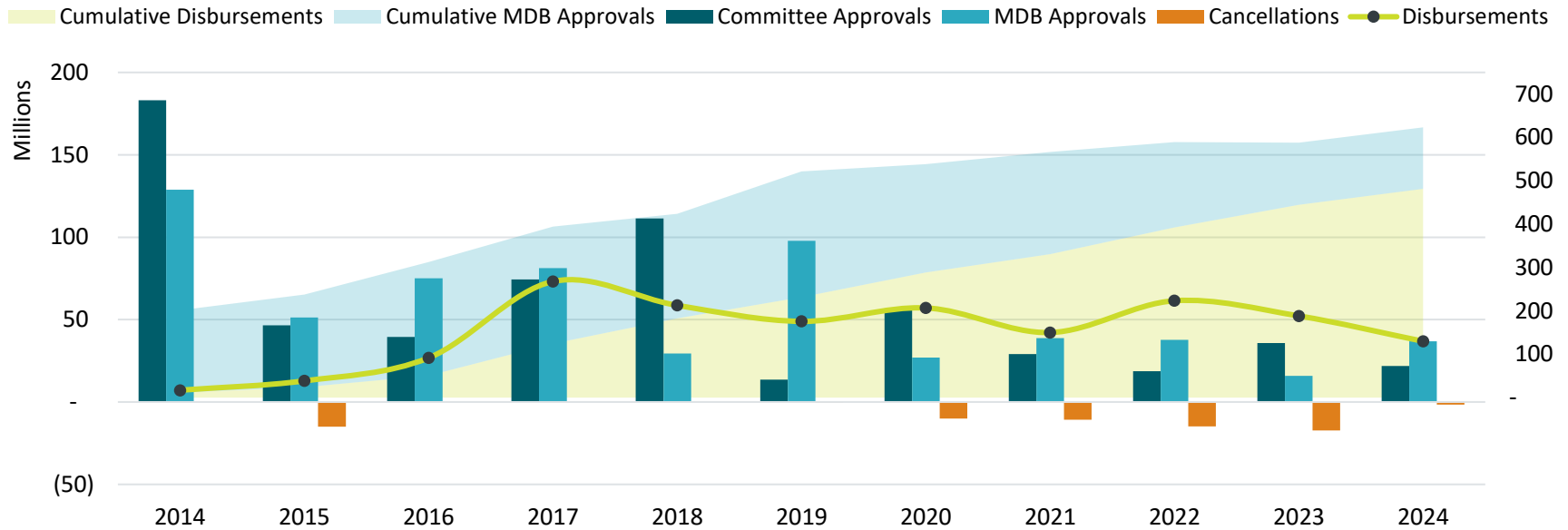


Figure 15 FIP cumulative approvals and disbursements



20. For FY 2024, MDB board approvals for FIP, including committee approvals for preparation grants, totaled USD 37.7 million, while cancellations totaled USD 1.9 million, resulting in a net increase of USD 35.8 million (5.9%) in cumulative MDB board approvals to USD 640.8 million for FY 2024. Details are broken down into funding for implementation, preparation grants, and technical assistance facility are provided in Table 17, Table 18, and Table 19.
21. Disbursements increased by USD 36.8 million, representing an increase of 8.3% from the previous fiscal year. The increase of net approvals and similar increase in disbursements resulted in an overall increase of only 1.6% in the disbursement ratio to 75.2%. The disbursement ratio experienced a small decrease in the ratio from the first half of FY 2024 due to the increase in approvals in the second half of FY 2024. Details are broken down into funding for implementation, preparation grants, and technical assistance facility are provided in Table 17, Table 18, and Table 19.
22. The majority of new disbursements came from the projects in Sub-Saharan Africa (48.2%) and Latin America and the Caribbean (43.9%), which represent over 90% of new disbursements for FY 2024 or USD 34 million. Regional breakdowns are provided in Figure 17.

Figure 16 FIP annual approvals, disbursements, and cancellations over the last 10 years



4.2 Fully Disbursed Projects⁵

23. FIP added four new projects to the count of fully disbursed project over FY 2024, three of which were IBRD project, Latin America & Caribbean: Investment Plan Coordination Project (XFIPBR026A), Integrated Landscape Management in the Cerrado Biome (XFIPBR027A), Global: Phase 2 of the Dedicated Grant Mechanism (DGM) Global Project (XFIPDG216A). And another project from AfDB in Sub-Saharan Africa: Integrated REDD+ Project in the Mbuji-Mayi/Kananga and Kisangani Basins (XFIPZR002A). Table 16 provides the total number of projects that are fully disbursed along with the funding.

⁵ Includes PPGs, IPPGs, and TAF.

Table 16 FIP Fully disbursed project count and funding

In millions of USD

| | As of June 30, 2024 | | As of June 30, 2023 | | Changes over the Period | |
|--------------------------|---------------------|-------|---------------------|-------|-------------------------|-------|
| | Funding | Count | Funding | Count | Funding | Count |
| Fully Disbursed Projects | 368.9 | 50 | 322.3 | 46 | 46.6 (+14.4%) | +4 |

4.3 Implementation and Preparation Details

Table 17 FIP cumulative approvals and disbursements for implementation

In millions of USD

| | As of June 30, 2024 | As of June 30, 2023 | Change |
|--|---------------------|---------------------|--------------|
| Committee Approvals Net of Cancellations | 633.6 | 613.5 | 20.2 (+3.3%) |
| MDB Approvals Net of Cancellations | 623.3 | 588.2 | 35.2 (+6.0%) |
| Cumulative Disbursements | 467.9 | 431.1 | 36.8 (+8.5%) |
| Disbursement Ratio | 75.1% | 73.3% | +1.8% |

Table 18 FIP cumulative approvals and disbursements for project preparation

In millions of USD

| | As of June 30, 2024 | As of June 30, 2023 | Change |
|--|---------------------|---------------------|--------------|
| Committee Approvals Net of Cancellations | 13.8 | 14.0 | -0.2 (-1.4%) |
| Cumulative Disbursements | 13.7 | 13.7 | 0.0 (-) |
| Disbursement Ratio | 99.6% | 98.2% | +1.4% |

Table 19 FIP cumulative approvals and disbursements for technical assistance facility (TAF)

In millions of USD

| | As of June 30, 2024 | As of June 30, 2023 | Change |
|---|---------------------|---------------------|-------------|
| Committee Approvals Net of Cancellations | 3.6 | 2.8 | 0.9 (31.3%) |
| Cumulative Disbursements | 0.0 | 0.0 | 0.0 (-) |
| Disbursement Ratio | 1.2% | 0.0% | +1.2% |

4.4 Disbursement Analysis

4.4.1 Regional analysis

24. For FIP, all regions in which the program operates have disbursement ratios of above 70%, apart from South Asia and the Middle East & North Africa, which have disbursement ratios of 12.4% and 1.4%, respectively, as shown in Figure 17. Projects in South Asia were MDB Board Approved in FY 2021 and FY 2023, totaling USD 28.5 million, and have been slow to disburse. While for the Middle East & North Africa, one project was MDB Board approved at the end of FY 2024 totaling USD 17.0 million.
25. During FY 2024, new disbursement came almost entirely from projects in the following two regions, Sub-Saharan Africa (48.2%) and Latin America & Caribbean (43.9%), which represented over 92.2% of new disbursements or USD 34.0 million. These two regions also represent 80% of approved funding for the program.

Figure 17 Regional analysis of FIP approvals and disbursements

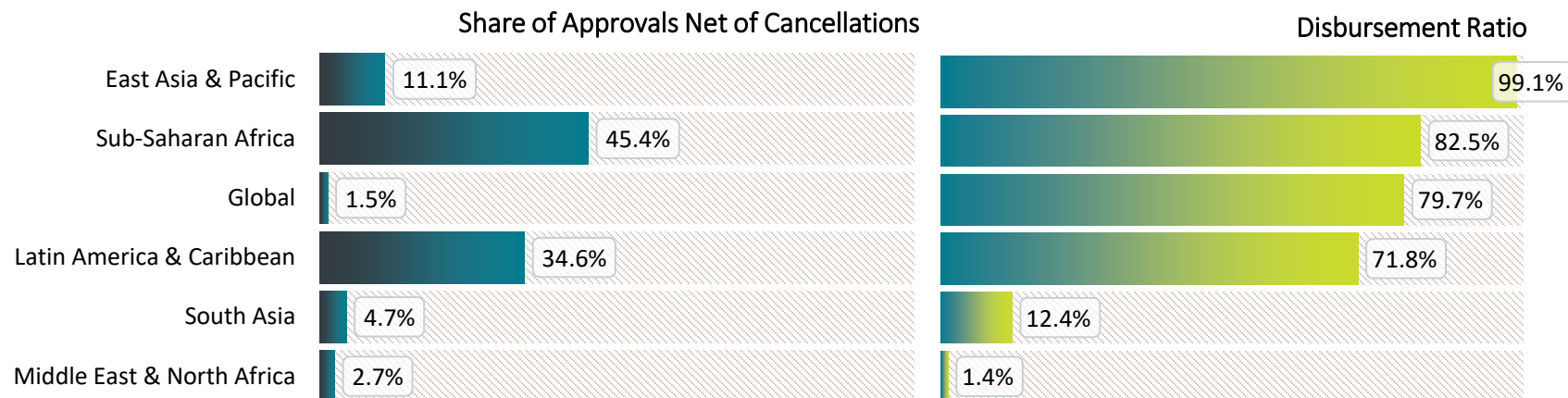


Table 20 Regional analysis of FIP approvals and disbursements

In millions of USD

| | As of June 30, 2024 | | As of June 30, 2023 | Changes over the Period |
|----------------------------|---------------------|---------------|---------------------|-------------------------|
| | Approvals | Disbursements | Disbursements | Disbursements |
| Sub-Saharan Africa | 290.6 | 239.9 | 222.1 | 17.8 (+8.0%) |
| Latin America & Caribbean | 221.9 | 159.3 | 143.1 | 16.2 (+11.3%) |
| South Asia | 29.9 | 3.7 | 1.5 | 2.2 (+147.6%) |
| Global | 9.8 | 7.8 | 7.1 | 0.7 (+9.4%) |
| East Asia & Pacific | 71.4 | 70.7 | 70.7 | 0.0 (-) |
| Middle East & North Africa | 17.2 | 0.2 | 0.2 | 0.0 (-) |

5. Pilot Program for Climate Resilience

5.1 Summary

Figure 18 PPCR Disbursement Ratio

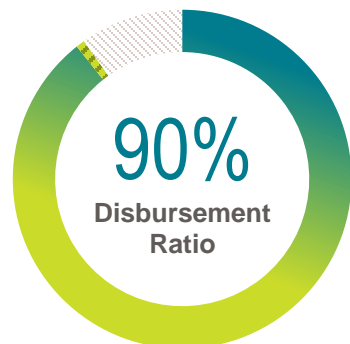
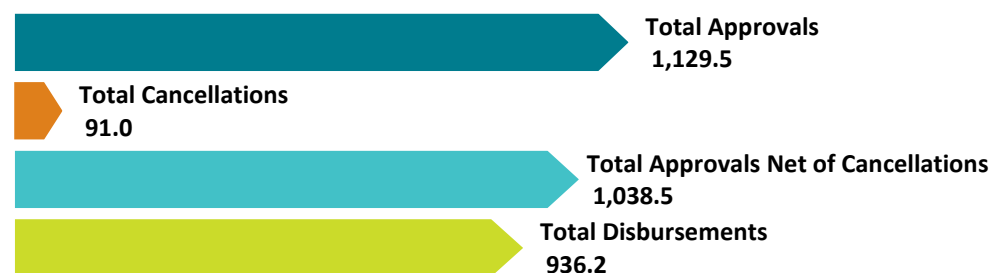
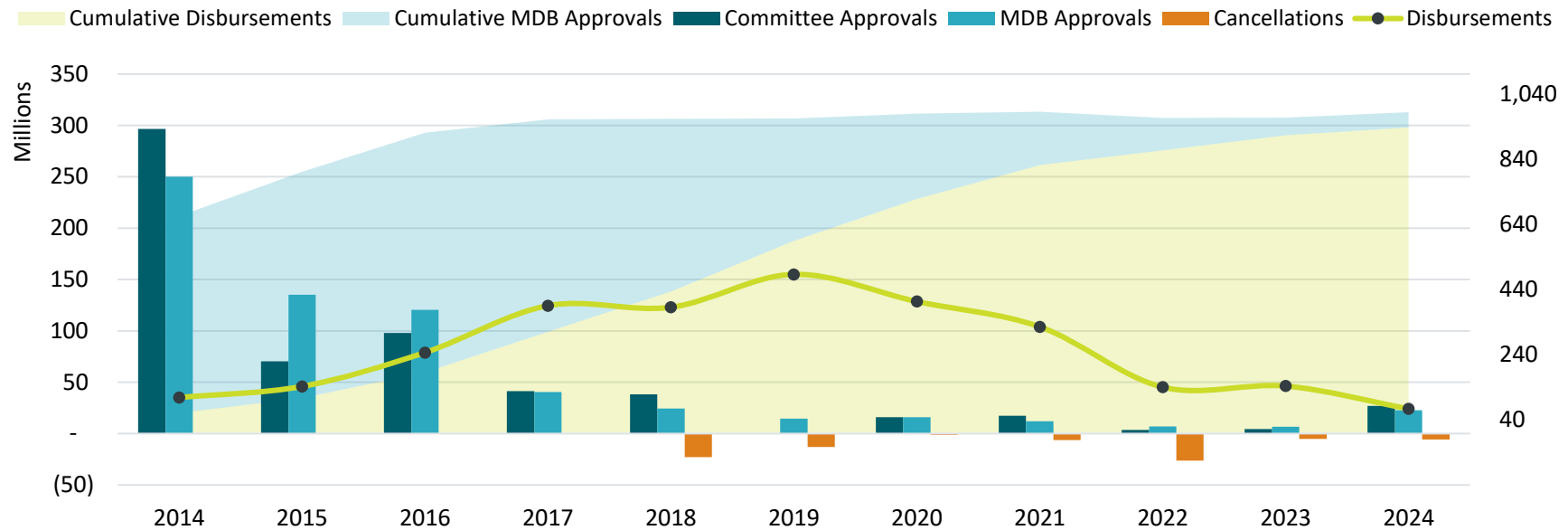


Figure 19 PPCR cumulative approvals and disbursements



26. PPCR has received the largest proportion of SCF contributions, and has, by far, disbursed the largest proportion of these funds. During FY 2024, PPCR MDB board approvals, including committee approvals for preparation grants, totaled USD 23.0 million, while cancellations totaled USD 5.8 million, this resulted in a net increase of USD 17.2 million (1.7%) in cumulative MDB board approvals to USD 1,038.5 million for FY 2024. Disbursements increased by USD 24.1 million, representing an increase of 2.6% from the previous fiscal year. The small increase of net approvals and similar increase in disbursements resulted in an overall increase of only 0.8% in the disbursement ratio to 90.1%. The disbursement ratio experienced a small decrease in the ratio from the first half of FY 2024 due to the increase in approvals in the second half of FY 2024. Details are broken down into funding for implementation, preparation grants, and technical assistance facility are provided in Table 22, Table 23, and Table 24.
27. Four regions represented over 95% of new disbursements during FY 2024 or USD 23.0 million, which were Latin America and the Caribbean (40.6%), East Asia and the Pacific (24.8%), Sub-Saharan Africa (19.2%), and South Asia (10.8%). Regional breakdowns are provided in Figure 21.

Figure 20 PPCR annual approvals, disbursements, and cancellations over the last 10 years



5.2 Fully Disbursed Projects⁶

28. PPCR added give new projects to the count of fully disbursed project over in FY 2024, two IDBG projects in Latin America & Caribbean: Adaptation Program and Financing Mechanism for the Pilot Program For Climate Resilience Jamaica (XPCRJM049A) and TAF: Mainstreaming climate resiliency and green solutions into Dominican recovery investments (XPCR TAF19A). One ADB project in East Asia & Pacific: GMS Southern Economic Corridor Towns Development Project (XPCRKH014A). One AfDB project in Sub-Saharan Africa: Water Resources Mobilization and Development Project (PROMOVARE) (XPCRNE032A). And one IBRD project in Sub-Saharan Africa: Zambia Strengthening Climate Resilience (PPCR Phase II) Project (XPCRZM041A). Table 21 provides the total number of projects that are fully disbursed along with the funding.

⁶ Includes PPGs, IPPGs, and TAF.

Table 21 PPCR Fully disbursed project count and funding

In millions of USD

| | As of June 30, 2024 | | As of June 30, 2023 | | Changes over the Period | |
|--------------------------|---------------------|-------|---------------------|-------|-------------------------|-------|
| | Funding | Count | Funding | Count | Funding | Count |
| Fully Disbursed Projects | 663.1 | 70 | 577.4 | 65 | 85.7 (+14.8%) | +5 |

5.3 Implementation and Preparation Details

Table 22 PPCR cumulative approvals and disbursements for implementation

In millions of USD

| | As of June 30, 2024 | As of June 30, 2023 | Change |
|--|---------------------|---------------------|--------------|
| Committee Approvals Net of Cancellations | 987.9 | 966.6 | 21.3 (+2.2%) |
| MDB board approvals Net of Cancellations | 983.6 | 966.6 | 17.0 (+1.8%) |
| Cumulative Disbursements | 899.6 | 879.0 | 20.6 (+2.3%) |
| Disbursement Ratio | 91.5% | 90.9% | +0.5% |

Table 23 PPCR cumulative approvals and disbursements for project preparation

In millions of USD

| | As of June 30, 2024 | As of June 30, 2023 | Change |
|--|---------------------|---------------------|--------------|
| Committee Approvals Net of Cancellations | 38.0 | 38.1 | -0.1 (-0.2%) |
| Cumulative Disbursements | 32.9 | 31.8 | 1.1 (+3.5%) |
| Disbursement Ratio | 86.5% | 83.5% | +3.0% |

Table 24 PPCR cumulative approvals and disbursements for technical assistance facility (TAF)

In millions of USD

| | As of June 30, 2024 | As of June 30, 2023 | Change |
|---|---------------------|---------------------|---------------|
| Committee Approvals Net of Cancellations | 16.9 | 16.6 | 0.3 (+1.8%) |
| Cumulative Disbursements | 3.7 | 1.3 | 2.4 (+181.1%) |
| Disbursement Ratio | 22.0% | 8.0% | +14.1% |

5.4 Disbursement Analysis

5.4.1 Regional analysis

29. For PPCR, all regions in which the program operates in have disbursement ratios of above 80%, apart from the Middle East and North Africa, Asia, and Global regions, which have disbursement ratios of 40.1%, 32.3%, and 0%, respectively. The three regions represent a very small percentage in approved funding for the program of 1.1% or USD 10.9 million, and the Global region only includes one TAF project that was TFC approved in FY 2022.
30. During FY 2024, new disbursement came almost entirely from projects in the following three regions, Latin America & Caribbean (40.6%), East Asia & Pacific (24.8%), and Sub-Saharan Africa (19.2%), which represented over 80% of new disbursements or USD 20.4 million.

Figure 21 Regional analysis of PPCR approvals, disbursements, and reflows

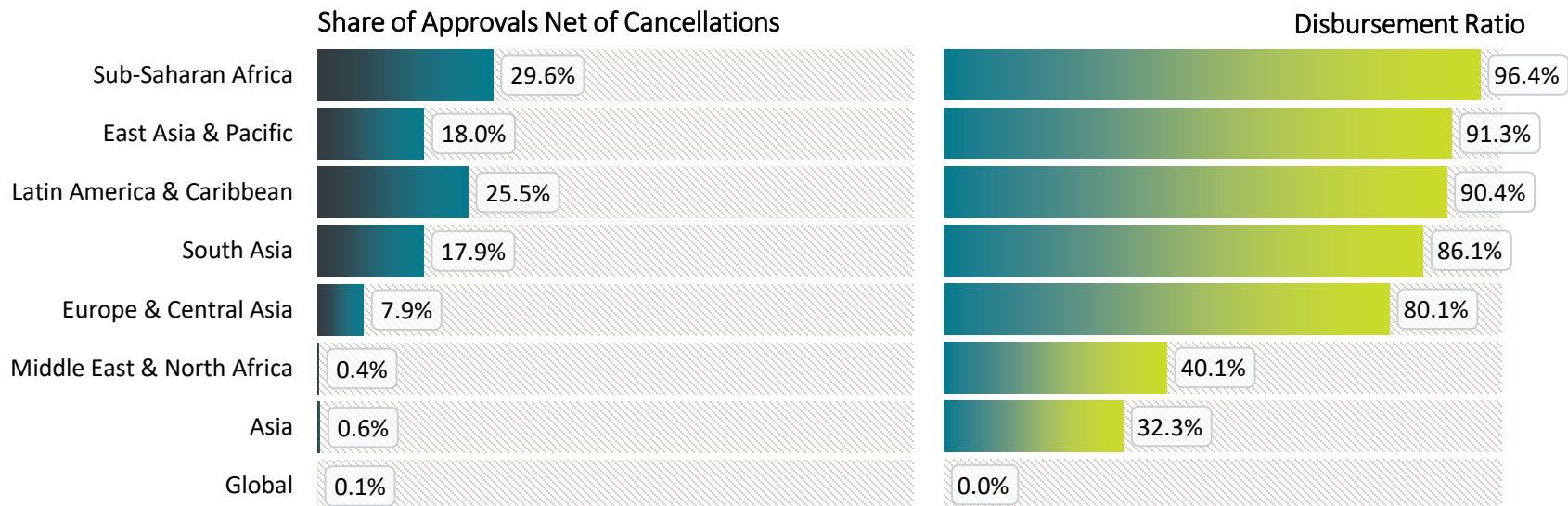


Table 25 Regional analysis of PPCR approvals and disbursements

| | As of June 30, 2024 | | As of June 30, 2023 | In millions of USD |
|----------------------------|---------------------|---------------|---------------------|--|
| | Approvals | Disbursements | Disbursements | Changes over the Period Disbursements |
| Latin America & Caribbean | 264.3 | 238.8 | 229.0 | 9.8 (+4.3%) |
| East Asia & Pacific | 187.2 | 171.0 | 165.0 | 6.0 (+3.6%) |
| Sub-Saharan Africa | 307.6 | 296.5 | 291.9 | 4.6 (+1.6%) |
| South Asia | 186.4 | 160.5 | 157.9 | 2.6 (+1.6%) |
| Europe & Central Asia | 82.0 | 65.7 | 65.0 | 0.7 (+1.1%) |
| Asia | 6.1 | 2.0 | 1.6 | 0.3 (+21.2%) |
| Middle East & North Africa | 4.1 | 1.6 | 1.6 | 0.0 (+3.1%) |
| Global | 0.7 | 0.0 | 0.0 | N/A |

6. Scaling-up Renewable Energy Program

6.1 Summary

Figure 22 SREP Disbursement Ratio

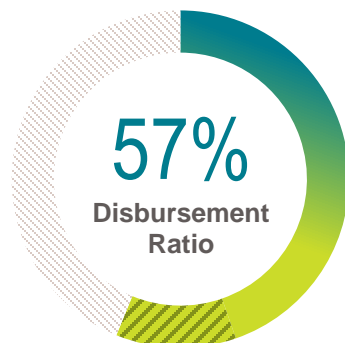
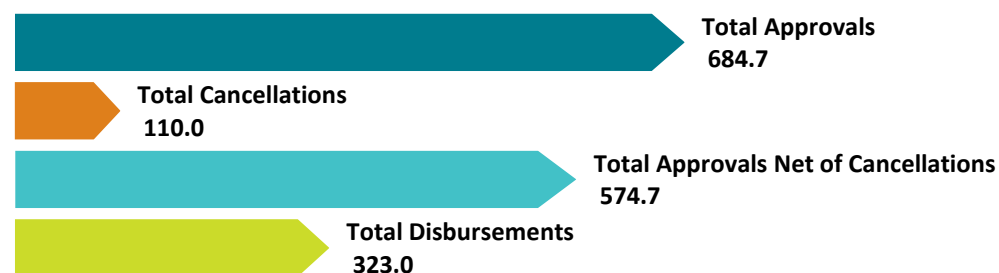
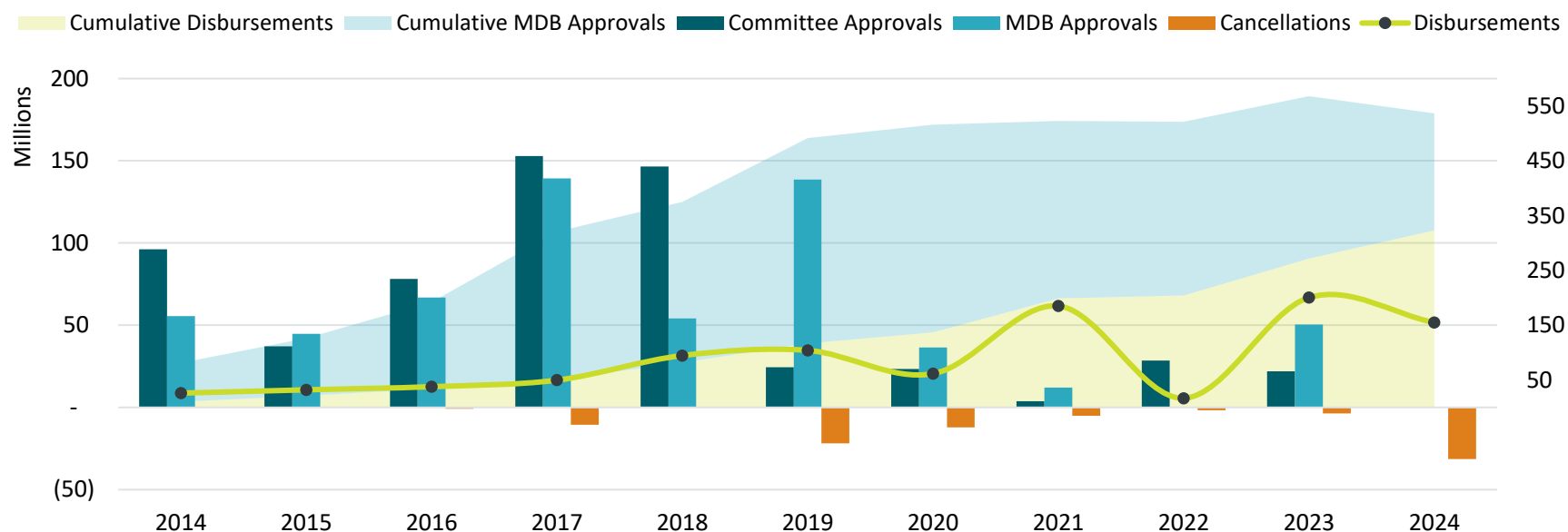


Figure 23 SREP cumulative approvals and disbursements



31. For FY 2024, SREP MDB board approvals, including committee approvals for preparation grants, totaled USD 0.5 million, while cancellations totaled USD 33.3 million, this resulted in a net decrease of USD 32.8 million (-5.5%) in cumulative MDB board approvals to USD 574.7 million for FY 2024. Disbursements increased by USD 51.6 million, representing an increase of 19.0% from the previous fiscal year. This resulted in an increase of 11.5% in the overall disbursement ratio to 56.2%. Details are broken down into funding for implementation, preparation grants, and technical assistance facility are provided in Table 27, Table 28, and Table 29.
32. Disbursements in FY 2024 are the third highest year of disbursements for SREP but were USD 15.2 million less than FY 2023. Details are broken down into funding for implementation, preparation grants, and technical assistance facility are provided in Table 27, Table 28, and Table 29.
33. For FY 2024, the three regions with the greatest share of new disbursements were Sub-Saharan Africa (44.7%), Latin America and the Caribbean (24.1%), East Asia and the Pacific (19.4%), representing almost 90% of new disbursements for the program or USD 45.6 million. Regional breakdowns are provided in Figure 25.

Figure 24 SREP annual approvals, disbursements, and cancellations over the last 10 years



6.2 Fully Disbursed Projects⁷

34. SREP added five new fully disbursed projects over for FY 2024, three of which were IDBG projects in Latin America and the Caribbean: Grid-Connected RE Development Support (ADERC) - Generation / H-REFF (PSREHN008A), ERUS – Solar-Powered Mobile Health Units for Honduras (PSREHN012A), TAF: Developing policies and regulations to enable green hydrogen (GH2) investments - Bolivia, Colombia, and Peru (XSRETAF07A). One AfDB project in Sub-Saharan Africa: Project for Scaling Up Renewable Energy in Mali (XSREML033A), and one IBRD in the same region, Electricity Modernization Project (XSREKE014A). Table 26 provides the total number of projects that are fully disbursed along with the funding.

⁷ Includes PPGs, IPPGs, and TAF.

Table 26 SREP Fully disbursed project count and funding

In millions of USD

| | As of June 30, 2024 | | As of June 30, 2023 | | Changes over the Period | |
|--------------------------|---------------------|-------|---------------------|-------|-------------------------|-------|
| | Funding | Count | Funding | Count | Funding | Count |
| Fully Disbursed Projects | 93.7 | 36 | 79.7 | 31 | 14.1 (+17.7%) | +5 |

6.3 Implementation and Preparation Details

Table 27 SREP cumulative approvals and disbursements for implementation

In millions of USD

| | As of June 30, 2024 | As of June 30, 2023 | Change |
|--|---------------------|---------------------|---------------|
| Committee Approvals Net of Cancellations | 551.5 | 583.0 | -31.5 (-5.4%) |
| MDB board approvals Net of Cancellations | 536.5 | 568.0 | -31.5 (-5.5%) |
| Cumulative Disbursements | 300.6 | 249.8 | 50.8 (+20.3%) |
| Disbursement Ratio | 56.0% | 44.0% | +12.1% |

Table 28 SREP cumulative approvals and disbursements for project preparation

In millions of USD

| | As of June 30, 2024 | As of June 30, 2023 | Change |
|--|---------------------|---------------------|--------------|
| Committee Approvals Net of Cancellations | 23.0 | 24.8 | -1.8 (-7.3%) |
| Cumulative Disbursements | 21.0 | 20.9 | 0.1 (+0.5%) |
| Disbursement Ratio | 91.2% | 84.1% | +7.1% |

Table 29 SREP cumulative approvals and disbursements for technical assistance facility (TAF)

In millions of USD

| | As of June 30, 2024 | As of June 30, 2023 | Change |
|--|---------------------|---------------------|---------------|
| Committee Approvals Net of Cancellations | 15.2 | 14.7 | 0.5 (+3.2%) |
| Cumulative Disbursements | 1.4 | 0.7 | 0.7 (+103.0%) |
| Disbursement Ratio | 9.3% | 4.7% | +4.6% |

6.4 Disbursement Analysis

6.4.1 Regional analysis

35. For SREP, only one region has surpassed 70% in disbursement ratio, Latin America and the Caribbean (74.8%), followed by Sub-Saharan Africa (61.5%). The two regions with the lowest share of approvals, the Middle East and North Africa (0.2%) and Asia (0.3%) also have the lowest disbursement ratios at 6.0% and 0%, respectively. Only one project preparation grant is fully disbursed in the Middle East and North Africa region, while the rest of the funding for that region and Asia is for the TAF, which have yet to start disbursing, further details are provided in Table 29.
36. During FY 2024, the three regions with the greatest share of new disbursements were Sub-Saharan Africa (44.7%), Latin America and the Caribbean (24.1%), East Asia and the Pacific (19.4%), representing almost 90% of new disbursements for the program or USD 45.6 million. These regions represent 73.4% of approved funding for the program. Regional breakdowns are provided in Figure 25.

Figure 25 Regional analysis of SREP approvals and disbursements reflows

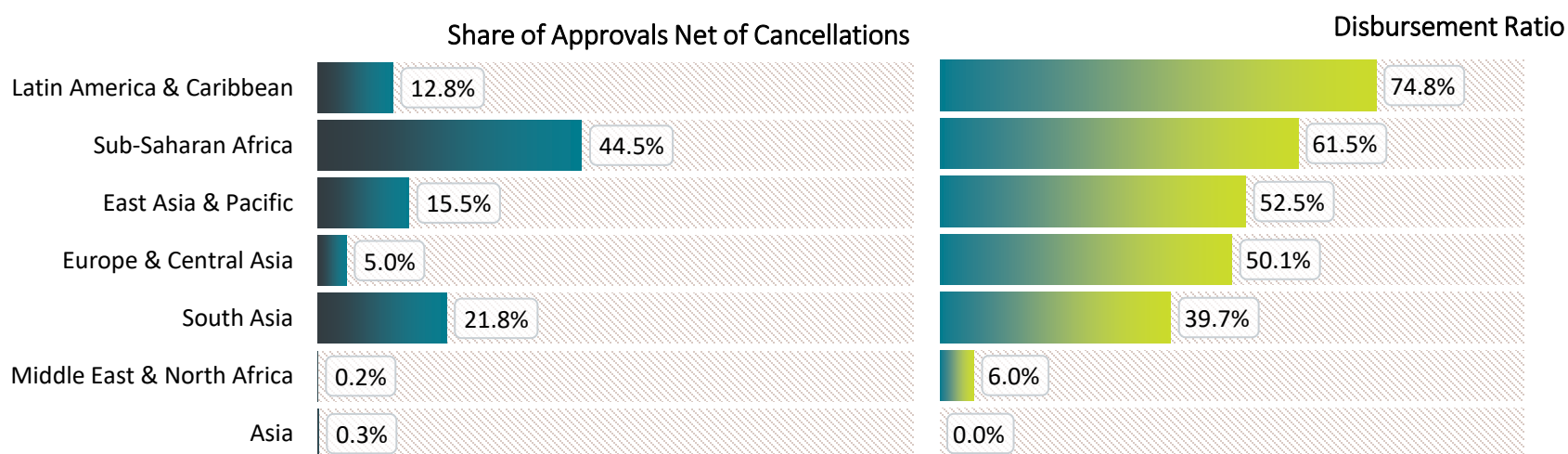


Table 30 Regional analysis of SREP approvals and disbursements

In millions of USD

| | As of June 30, 2024 | | As of June 30, 2023 | Changes over the Period |
|----------------------------|---------------------|---------------|---------------------|-------------------------|
| | Approvals | Disbursements | Disbursements | Disbursements |
| Sub-Saharan Africa | 255.5 | 157.1 | 134.0 | 23.1 (+17.2%) |
| Latin America & Caribbean | 73.5 | 55.0 | 42.5 | 12.5 (+29.3%) |
| East Asia & Pacific | 89.0 | 46.7 | 36.7 | 10.0 (+27.3%) |
| South Asia | 125.2 | 49.6 | 44.3 | 5.4 (+12.2%) |
| Europe & Central Asia | 28.7 | 14.4 | 13.7 | 0.6 (+4.7%) |
| Asia | 1.9 | 0.0 | 0.0 | N/A |
| Middle East & North Africa | 1.0 | 0.1 | 0.1 | 0.0 (-) |

Appendix A Public Sector Project Disbursements

A.1. CTF

| <i>In millions of USD</i> | | | | | | | | |
|---------------------------|---|-----|-------------------------|-------------------------|---------|--------------|-------------------------|--------------------|
| Country | Project Name | MDB | Committee Approval Date | MDB Board Approval Date | Funding | Disbursement | Cumulative Disbursement | Disbursement Ratio |
| Bangladesh | BDF: Renewable Energy Investment Program | ADB | Apr-2018 | Apr-2018 | 0.4 | - | 0.3 | 86.3% |
| Cambodia | BDF: Support for a Sustainable Power Sector | ADB | Apr-2018 | Apr-2018 | 0.4 | 0.1 | 0.4 | 92.5% |
| India | Rajasthan Renewable Energy Transmission Investment Program (Multi-tranche Financing Facility / MFF) | ADB | Jul-2013 | Sep-2013 | 66.9 | - | 66.9 | 100.0% |
| India | Solar Rooftop PV | ADB | May-2016 | Sep-2016 | 174.8 | 0.4 | 12.0 | 6.9% |
| India | DPSP III: Scaling Up Demand-Side Energy Efficiency Project | ADB | Feb-2019 | Nov-2019 | 47.9 | 0.2 | 46.9 | 97.9% |
| India | Solar Park Transmission | ADB | Apr-2016 | Mar-2017 | 50.0 | - | 50.0 | 100.0% |
| India | BDF: ADB CTF Private Sector Smart Cities and Infrastructure Program | ADB | Apr-2018 | Apr-2018 | 0.4 | - | 0.3 | 75.8% |
| Indonesia | DPSP III: Geothermal Power Generation Project | ADB | Nov-2019 | May-2020 | 35.0 | 0.4 | 2.4 | 6.7% |
| Kazakhstan | BDF: Promoting Investment Roadmaps for Low-Carbon Infrastructure Development in Central Asia Regional Economic Cooperation Program Cities | ADB | Apr-2018 | Feb-2019 | 0.7 | - | 0.7 | 96.8% |
| Maldives | GESp: Accelerating Sustainable System Development Using Renewable Energy (ASSURE) Project | ADB | Jun-2023 | Sep-2023 | 15.0 | - | - | - |
| Philippines | Market Transformation through Introduction of Energy Efficient Electric Vehicles Project | ADB | Oct-2012 | Dec-2012 | 7.5 | - | 7.5 | 100.0% |
| Regional | BDF: ADB CTF Private Sector Innovation Investment Facility (Low Carbon Technologies) | ADB | Apr-2018 | Apr-2018 | 0.4 | - | 0.4 | 100.0% |
| Regional | BDF: Regional Low Carbon Technology Program | ADB | Apr-2018 | Apr-2018 | 0.5 | - | 0.2 | 44.6% |

| <i>In millions of USD</i> | | | | | | | | |
|---------------------------|--|------|-------------------------|-------------------------|---------|--------------|-------------------------|--------------------|
| Country | Project Name | MDB | Committee Approval Date | MDB Board Approval Date | Funding | Disbursement | Cumulative Disbursement | Disbursement Ratio |
| Regional | BDF: ADB CTF Private Sector Sustainable Transport Program | ADB | Apr-2018 | Apr-2018 | 0.4 | 0.1 | 0.4 | 100.0% |
| Regional | BDF: ADB CTF Private Sector Next Generation Renewables Program | ADB | Apr-2018 | Jul-2021 | 0.8 | 0.1 | 0.1 | 18.7% |
| Vietnam | M&E TA: Mainstreaming Climate Change Mitigation into National Infrastructure | ADB | Aug-2015 | Dec-2015 | 0.7 | - | 0.7 | 100.0% |
| Vietnam | Ha Noi Sustainable Urban Transport Program - Project 1: Ha Noi Metro System Line 3 | ADB | Oct-2014 | Dec-2015 | 50.0 | 13.3 | 29.2 | 58.4% |
| Vietnam | Ha Noi Sustainable Urban Transport Program - Project 2: Strengthening Sustainable Urban Transport for Hanoi Metro Line 3 | ADB | Oct-2014 | Dec-2014 | 49.9 | 0.9 | 9.8 | 19.7% |
| Vietnam | Sustainable Urban Transport for Ho Chi Minh City Mass Rapid Transit Line 2 Project | ADB | Sep-2013 | Feb-2014 | 1.5 | - | 1.5 | 100.0% |
| Morocco | Noor-Midelt Phase 1 Concentrated Solar Power Project | AFDB | Jun-2017 | Jun-2017 | 20.0 | - | - | - |
| Morocco | Noor II and III Concentrated Solar Power Project | AFDB | Jun-2014 | Dec-2014 | 119.0 | - | 119.0 | 100.0% |
| Morocco | One Wind Energy Plan | AFDB | Oct-2011 | Jun-2012 | 94.0 | - | 91.6 | 97.5% |
| Morocco | Ouarzazate I Concentrated Solar Power Project | AFDB | Jun-2011 | May-2012 | 100.0 | - | 100.0 | 100.0% |
| South Africa | Eskom Renewable Support Project | AFDB | Nov-2010 | May-2011 | 42.3 | - | 42.3 | 100.0% |
| South Africa | Restructure: Eskom Battery Storage Project | AFDB | Jun-2018 | Oct-2021 | 57.7 | 22.2 | 22.2 | 38.5% |
| Kazakhstan | BDF: Renewable Energy Project Preparation | EBRD | Apr-2018 | Apr-2018 | 1.0 | - | 0.7 | 66.3% |
| Bangladesh | GESP : Electricity Distribution Modernization Program | IBRD | Nov-2021 | Dec-2021 | 15.0 | - | 3.8 | 25.0% |
| Brazil | BDF: Pilot Hybrid and Electric BRT Corridor and Concession Model for São Paulo | IBRD | Apr-2018 | Apr-2020 | 0.9 | - | 0.8 | 88.1% |
| Burkina Faso | DPSP III Renewable Energy and Access Project (REAP) | IBRD | Feb-2020 | Jun-2021 | 93.0 | 1.3 | 3.7 | 4.0% |

In millions of USD

| Country | Project Name | MDB | Committee Approval Date | MDB Board Approval Date | Funding | Disbursement | Cumulative Disbursement | Disbursement Ratio |
|-----------|---|------|-------------------------|-------------------------|---------|--------------|-------------------------|--------------------|
| Chile | Technical Assistance for Sustainable Geothermal Development Project | IBRD | Jun-2015 | Oct-2016 | 2.9 | - | 2.3 | 80.1% |
| Dominica | DPSP II: Geothermal Risk Mitigation | IBRD | Jun-2017 | Mar-2019 | 10.0 | - | 7.0 | 69.9% |
| Egypt | Wind Power Development Project | IBRD | May-2010 | Jun-2010 | 124.3 | - | 124.3 | 100.0% |
| Global | BDF: Climate Auctions for Energy Efficient Buildings | IBRD | Apr-2018 | Apr-2018 | 0.5 | 0.0 | 0.3 | 60.8% |
| Global | BDF: Establishing a Common Risk Mitigation Mechanism (CRMM) for Solar | IBRD | Apr-2018 | Apr-2018 | 1.0 | - | 1.0 | 99.5% |
| Haiti | Modern Energy Services for All | IBRD | Oct-2015 | Oct-2017 | 15.7 | 3.3 | 11.6 | 74.2% |
| India | Development Policy Loan to Promote Inclusive Green Growth and Sustainable Development in Himachal Pradesh | IBRD | Nov-2013 | May-2014 | 100.0 | - | 100.0 | 100.0% |
| India | Shared Infrastructure for Solar Parks - Phase I | IBRD | Jan-2016 | Mar-2017 | 17.5 | 7.2 | 15.2 | 86.8% |
| India | Innovations in Solar Power and Hybrid Technologies | IBRD | Aug-2017 | Mar-2019 | 22.0 | 13.3 | 13.4 | 60.7% |
| India | Solar Rooftop PV | IBRD | Dec-2015 | May-2016 | 125.0 | - | 105.0 | 84.0% |
| India | GESP : Program for Transformative Mobility and Battery Storage | IBRD | Jul-2023 | - | 13.0 | - | - | - |
| Indonesia | Geothermal Clean Energy Investment Project | IBRD | Dec-2010 | Jul-2011 | 124.3 | - | 124.3 | 100.0% |
| Indonesia | Geothermal Energy Upstream Development Project | IBRD | Mar-2016 | Feb-2017 | 49.0 | - | 8.2 | 16.8% |
| Indonesia | DPSPIII: Indonesia Geothermal Resource Risk Mitigation Project (GREM) | IBRD | Feb-2019 | Sep-2019 | 33.5 | 0.3 | 1.1 | 3.3% |
| Indonesia | GESP : Indonesia Sustainable Least-Cost Electrification (ISLE-1) Program | IBRD | Sep-2022 | Jun-2023 | 34.0 | - | - | - |
| Maldives | DPSP III Accelerating Renewable Energy Integration and Sustainable Energy (ARISE) | IBRD | Jan-2020 | Dec-2020 | 30.0 | 2.7 | 4.1 | 13.7% |
| Mexico | Efficient Lighting and Appliances Project | IBRD | Sep-2010 | Nov-2010 | 50.0 | - | 50.0 | 100.0% |
| Mexico | Urban Transport Transformation Project | IBRD | Oct-2009 | Mar-2010 | 62.0 | - | 62.0 | 100.0% |
| Morocco | Clean and Efficient Energy Project | IBRD | Jun-2014 | Apr-2015 | 24.7 | - | 22.5 | 91.0% |
| Morocco | Morocco - Noor Midelt I | IBRD | Jun-2017 | Jun-2018 | 25.0 | - | - | - |
| Morocco | Ouarzazate I Concentrated Solar Power Project | IBRD | Jun-2011 | Nov-2011 | 96.8 | - | 96.8 | 100.0% |

In millions of USD

| Country | Project Name | MDB | Committee Approval Date | MDB Board Approval Date | Funding | Disbursement | Cumulative Disbursement | Disbursement Ratio |
|------------------------------|---|------|-------------------------|-------------------------|---------|--------------|-------------------------|--------------------|
| Morocco | Noor II and III Concentrated Solar Power Project | IBRD | Jun-2014 | Sep-2014 | 119.0 | - | 119.0 | 100.0% |
| Philippines | Cebu Bus Rapid Transit Project | IBRD | Nov-2012 | Sep-2014 | 26.0 | - | 1.0 | 3.8% |
| Regional | Technical Assistance Program | IBRD | Oct-2014 | Oct-2014 | 9.5 | - | 9.5 | 99.8% |
| Regional | DPSP III Regional Off-Grid Electrification Project | IBRD | Feb-2019 | Apr-2019 | 74.7 | - | - | - |
| Regional | BDF: Battery Storage Systems for Ancillary Service Grid Support and Renewable Energy-Storage Hybrids to Support Energy Transition | IBRD | Apr-2018 | Apr-2018 | 1.0 | - | - | - |
| Saint Lucia | DPSP II: Renewable Energy Sector Development Project | IBRD | Jul-2017 | Jul-2021 | 9.5 | - | 0.4 | 4.4% |
| South Africa | Eskom Renewable Support Project | IBRD | Nov-2010 | Oct-2011 | 249.9 | 135.7 | 249.9 | 100.0% |
| Tanzania, United Republic of | DPSP III: Zanzibar Energy Sector Transformation Project (ZEST) | IBRD | Mar-2020 | Jun-2021 | 25.0 | - | 0.1 | 0.3% |
| Türkiye | Geothermal Development Project | IBRD | Sep-2015 | Nov-2016 | 39.8 | - | 11.0 | 27.7% |
| Türkiye | Impact Assessment of Clean Technology Fund in Renewable Energy and Energy Efficiency Market in Turkey | IBRD | Aug-2012 | Aug-2012 | 0.1 | - | 0.1 | 100.0% |
| Türkiye | Private Sector Renewable Energy and Energy Efficiency Project | IBRD | Mar-2009 | May-2009 | 100.0 | - | 100.0 | 100.0% |
| Türkiye | Renewable Energy Integration Project | IBRD | Jan-2014 | May-2014 | 50.0 | 6.3 | 49.3 | 98.6% |
| Türkiye | SME Energy Efficiency Project / Renewable Energy Integration-TA | IBRD | Nov-2015 | Dec-2015 | 1.0 | - | 1.0 | 100.0% |
| Türkiye | DPSP III: Energy Efficiency in Public Buildings | IBRD | Jun-2019 | Nov-2019 | 50.0 | 16.7 | 20.0 | 40.0% |
| Türkiye | GESP : Accelerating the Market Transition for Distributed Energy Project | IBRD | Jan-2024 | Mar-2024 | 30.0 | - | - | - |
| Uganda | DPSP III: Electricity Access Scale up Project (EASP) | IBRD | Mar-2020 | Mar-2022 | 30.0 | - | - | - |
| Ukraine | District Heating Energy Efficiency Project | IBRD | Jan-2014 | May-2014 | 51.0 | 3.5 | 42.0 | 82.3% |
| Ukraine | Second Power Transmission Project | IBRD | Nov-2014 | Dec-2014 | 48.8 | 27.2 | 41.1 | 84.3% |
| Ukraine | Second Urban Infrastructure Project (UIP-2) | IBRD | Apr-2014 | May-2014 | 49.5 | 4.6 | 36.2 | 73.1% |

| <i>In millions of USD</i> | | | | | | | | |
|---------------------------|---|------|-------------------------|-------------------------|---------|--------------|-------------------------|--------------------|
| Country | Project Name | MDB | Committee Approval Date | MDB Board Approval Date | Funding | Disbursement | Cumulative Disbursement | Disbursement Ratio |
| Ukraine | GESP: Improving Power System Resilience for European Power Grid Integration | IBRD | Apr-2021 | - | 105.0 | 0.0 | 0.2 | 0.2% |
| Vietnam | Distribution Efficiency Project | IBRD | Jun-2012 | Sep-2012 | 19.9 | - | 19.9 | 100.0% |
| Brazil | GESP: Battery Energy Storage Systems (BESS) to Increase the Reliability of Energy Systems in Brazil | IDBG | Oct-2021 | Dec-2021 | 16.0 | - | - | - |
| Brazil | BDF: Transit-Oriented Development in Brazil | IDBG | Apr-2018 | Dec-2018 | 2.0 | - | 2.0 | 100.0% |
| Colombia | Energy Efficiency Financing Program for the Services Sector | IDBG | Jun-2013 | Sep-2013 | 10.7 | - | 10.7 | 100.0% |
| Colombia | Energy Efficiency Program in the San Andrés, Providencia and Santa Catalina Archipelago | IDBG | Dec-2015 | Sep-2016 | 9.5 | - | 9.5 | 100.0% |
| Colombia | Renewable Energy Financing for Non-Interconnected Zones(NIZs) | IDBG | Nov-2015 | Feb-2016 | 10.4 | - | 10.4 | 100.0% |
| Colombia | Strategic Public Transportation Systems (SETP) Program | IDBG | Aug-2011 | Sep-2011 | 11.1 | - | 11.1 | 100.0% |
| Colombia | Technological Transformation Program for Bogota's Integrated Public Transport System | IDBG | Jul-2013 | Oct-2013 | 18.5 | - | 18.5 | 100.0% |
| Colombia | Utility Scale RE-geothermal | IDBG | Nov-2015 | Jul-2016 | 9.5 | - | - | - |
| Colombia | DPSP III: Business Financing and Energy Efficiency | IDBG | Mar-2020 | Dec-2020 | 9.0 | 0.2 | 8.4 | 93.5% |
| Ecuador | DPSP III: Financing Sustainable Electric Transport in Ecuador | IDBG | May-2020 | Dec-2020 | 24.0 | 0.5 | 0.7 | 3.0% |
| Haiti | GESP: Battery Energy Storage System to maximize the use of surplus energy from a solar photovoltaic plant located in the Caracol Industrial Park of Haiti | IDBG | Jul-2021 | Dec-2021 | 3.0 | 0.1 | 0.3 | 9.1% |
| Honduras | DPSP III: Upgrade of the El Cajón Hydropower Plant to Facilitate the Integration of Renewable Energy | IDBG | Mar-2020 | Oct-2020 | 16.4 | 0.3 | 0.3 | 1.5% |
| Mexico | "Ecocasa" Program (Mexico Energy Efficiency Program Part II) | IDBG | Aug-2012 | Dec-2012 | 51.2 | - | 50.9 | 99.3% |

| <i>In millions of USD</i> | | | | | | | | |
|---------------------------|--|------|-------------------------|-------------------------|---------|--------------|-------------------------|--------------------|
| Country | Project Name | MDB | Committee Approval Date | MDB Board Approval Date | Funding | Disbursement | Cumulative Disbursement | Disbursement Ratio |
| Mexico | Geothermal Financing and Risk Transfer Facility | IDBG | Apr-2014 | May-2014 | 34.3 | 0.2 | 3.6 | 10.6% |
| Mexico | DPSP: Geothermal Financing and Risk Transfer Facility | IDBG | Apr-2014 | May-2014 | 20.0 | - | - | - |
| Mexico | Renewable Energy Program, Proposal III | IDBG | Nov-2011 | Nov-2011 | 70.5 | - | 70.5 | 100.0% |
| Mexico | Support to FIRA for the Implementation of an Energy Efficiency Financing Strategy for the Food Processing Industry | IDBG | Aug-2014 | Dec-2014 | 1.7 | - | 1.7 | 100.0% |
| Mexico | DPSP III: Program to Support Economic Recovery in Mexico | IDBG | Oct-2019 | Dec-2021 | 10.0 | 9.2 | 9.6 | 96.2% |
| Mexico | DPSP III: Investment Grant to Support the Financing Program for Business Development | IDBG | Jul-2020 | Jun-2022 | 3.0 | 2.7 | 2.7 | 91.3% |
| Mexico | GESP: Program to Support Economic Recovery in Mexico | IDBG | Jan-2024 | - | 2.0 | - | - | - |
| Nicaragua | DPSP II: Geothermal Exploration and Transmission Improvement Program under the PINIC | IDBG | Aug-2016 | Sep-2016 | 9.5 | - | 1.7 | 18.0% |
| Peru | DPSP III: Financing Sustainable Electric Transport Solutions in Peru | IDBG | Jan-2020 | Apr-2021 | 0.5 | 0.0 | 0.3 | 68.0% |
| Regional | DPSP II: Utility Scale Renewable Energy: Geothermal - Sustainable Energy Facility for the Eastern Caribbean | IDBG | Sep-2015 | Oct-2015 | 19.1 | - | 19.1 | 100.0% |
| Regional | GESP: Energy Storage Policy Support Program - Circular Lithium: Sustainable Battery Value Chain Solutions | IDBG | Jul-2021 | Oct-2021 | 2.3 | 0.6 | 0.9 | 40.0% |

A.2. FIP

| <i>In millions of USD</i> | | | | | | | | |
|---------------------------|--|-----|-------------------------|-------------------------|---------|--------------|-------------------------|--------------------|
| Country | Project Name | MDB | Committee Approval Date | MDB Board Approval Date | Funding | Disbursement | Cumulative Disbursement | Disbursement Ratio |
| Cambodia | FIP Preparation Grant for Investment Plan - Cambodia | ADB | Apr-2016 | - | 0.2 | - | 0.2 | 100.0% |

| <i>In millions of USD</i> | | | | | | | | |
|---------------------------------------|--|------|-------------------------|-------------------------|---------|--------------|-------------------------|--------------------|
| Country | Project Name | MDB | Committee Approval Date | MDB Board Approval Date | Funding | Disbursement | Cumulative Disbursement | Disbursement Ratio |
| Indonesia | Community-Focused Investments to Address Deforestation and Forest Degradation(CFI-ADD+) | ADB | Jul-2016 | Sep-2016 | 17.5 | - | 17.4 | 99.5% |
| Indonesia | FIP Preparations Grant for Investment Strategies - Indonesia | ADB | Dec-2010 | - | 0.2 | - | 0.2 | 100.0% |
| Lao People's Democratic Republic | Protecting Forests for Sustainable Ecosystem Services | ADB | May-2016 | Aug-2016 | 12.7 | - | 12.7 | 100.0% |
| Mongolia | TAF: Supporting Energy-Saving Regulation and Energy Efficiency Investments in Mongolia | ADB | Jan-2023 | Aug-2023 | 0.2 | - | - | - |
| Benin | TAF: Technical preparatory studies for the creation of a Green Bank / Facility to mobilise resources (public and private) to finance the energy transition and green growth in Benin | AFDB | Jan-2023 | Jan-2023 | 0.6 | 0.0 | 0.0 | 3.6% |
| Burkina Faso | Gazetted Forests Participatory Management Project for REDD+ (PGFC/REDD+) | AFDB | Oct-2013 | Nov-2013 | 11.5 | - | 11.5 | 100.0% |
| Congo, Republic of | Community Agroforestry and Wood Energy Project (PACBE) | AFDB | Jan-2020 | Mar-2021 | 8.0 | 0.1 | 0.5 | 5.7% |
| Congo, the Democratic Republic of the | Integrated REDD+ Project in the Mbuji-Mayi/Kananga and Kisangani Basins | AFDB | Aug-2013 | Sep-2013 | 22.3 | 0.6 | 22.3 | 100.0% |
| Cote d'Ivoire | TAF: Technical preparatory studies for the creation of a Green Bank / Facility to mobilise resources (public and private) to finance the energy transition and green growth in Côte d'Ivoire | AFDB | Jan-2023 | Jan-2023 | 0.6 | 0.0 | 0.0 | 3.6% |
| Cote d'Ivoire | Forest Cover Recovery and Resilience Improvement Project in the Center of Côte d'Ivoire | AFDB | Aug-2018 | Nov-2018 | 9.0 | 1.2 | 2.2 | 24.4% |
| Ghana | Engaging Local Communities in REDD+/Enhancement of Carbon Stocks | AFDB | Sep-2013 | Jan-2014 | 10.0 | - | 10.0 | 100.0% |

| <i>In millions of USD</i> | | | | | | | | |
|---------------------------|---|------|-------------------------|-------------------------|---------|--------------|-------------------------|--------------------|
| Country | Project Name | MDB | Committee Approval Date | MDB Board Approval Date | Funding | Disbursement | Cumulative Disbursement | Disbursement Ratio |
| Rwanda | Development of Agroforestry for Sustainable Agriculture | AFDB | Jun-2023 | Jul-2023 | 15.0 | 0.3 | 0.3 | 2.0% |
| Rwanda | FIP Preparation Grant for Investment Plan - Rwanda | AFDB | Apr-2016 | - | 0.2 | - | 0.2 | 100.0% |
| Tunisia | Promote Agroforestry and Restore Degraded Forest Landscapes | AFDB | Jan-2024 | Jun-2024 | 17.0 | - | - | - |
| Global | TAF: Support to integrating Corporate Climate Governance (CCG) into financial sector policies and building capacity of the financial sector in Kazakhstan and Morocco | EBRD | Jan-2023 | Feb-2023 | 0.5 | - | - | - |
| Bangladesh | FIP Preparation Grant for Investment Plan - Bangladesh | IBRD | Mar-2016 | - | 0.2 | - | 0.2 | 100.0% |
| Brazil | Environmental Regularization of Rural Lands in the Cerrado of Brazil | IBRD | Jun-2014 | Jul-2015 | 4.7 | - | 4.7 | 100.0% |
| Brazil | Investment Plan Coordination Project | IBRD | Mar-2015 | Nov-2017 | 1.0 | 0.1 | 1.0 | 100.0% |
| Brazil | Sustainable production in areas previously converted to agricultural use project (under the low carbon emission agriculture plan) | IBRD | Apr-2014 | Jul-2014 | 10.4 | - | 10.4 | 100.0% |
| Brazil | Development of systems to prevent forest fires and monitor vegetation cover in the Brazilian Cerrado | IBRD | Jul-2015 | Mar-2016 | 9.1 | - | 9.1 | 100.0% |
| Brazil | Dedicated Grant Mechanism for Indigenous Peoples and Local Communities: Funding Proposal for the DGM Project for Brazil | IBRD | Jun-2014 | Mar-2015 | 6.5 | - | 6.5 | 100.0% |
| Brazil | Integrated Landscape Management in the Cerrado Biome | IBRD | Jun-2018 | Oct-2018 | 21.0 | 3.8 | 21.0 | 100.0% |
| Brazil | Brazil Dedicated Grant Mechanism for Indigenous Peoples Phase Two – additional financing | IBRD | Jun-2022 | Nov-2022 | 0.9 | 0.3 | 0.7 | 72.0% |
| Brazil | FIP Preparation Grant for Investment Plan - Brazil | IBRD | Jan-2012 | - | 0.3 | - | 0.3 | 100.0% |

| <i>In millions of USD</i> | | | | | | | | |
|---------------------------------------|---|------|-------------------------|-------------------------|---------|--------------|-------------------------|--------------------|
| Country | Project Name | MDB | Committee Approval Date | MDB Board Approval Date | Funding | Disbursement | Cumulative Disbursement | Disbursement Ratio |
| Burkina Faso | Decentralized Forest and Woodland Management | IBRD | Oct-2013 | Jan-2014 | 18.0 | - | 18.0 | 100.0% |
| Burkina Faso | Dedicated Grant Mechanism for Indigenous Peoples and Local Communities in Burkina Faso | IBRD | Jun-2015 | Sep-2015 | 4.3 | - | 4.3 | 100.0% |
| Burkina Faso | FIP Preparation Grant for Investment Strategies - Burkina Faso | IBRD | Dec-2010 | - | 0.2 | - | 0.2 | 100.0% |
| Cameroon | FIP Preparation Grant for Investment Plan - Cameroon | IBRD | Nov-2015 | - | 0.2 | - | 0.2 | 100.0% |
| Congo, Republic of | DGM: Support to Indigenous Peoples and Local Communities for Sustainable Resources Management | IBRD | Jan-2021 | Dec-2021 | 4.5 | - | 1.2 | 26.3% |
| Congo, Republic of | Northern Congo Agroforestry Project | IBRD | Jan-2021 | Feb-2022 | 16.0 | 2.0 | 3.6 | 22.5% |
| Congo, Republic of | FIP Preparation Grant for Investment Plan - The Republic of Congo | IBRD | Feb-2017 | - | 0.2 | - | 0.2 | 100.0% |
| Congo, the Democratic Republic of the | Improved Forested Landscape Management Project (IFLMP) | IBRD | Mar-2014 | Jun-2014 | 37.7 | - | 37.7 | 100.0% |
| Congo, the Democratic Republic of the | Forest-Dependent Community Support Project | IBRD | Jun-2015 | Mar-2016 | 5.3 | - | 5.3 | 100.0% |
| Congo, the Democratic Republic of the | FIP Preparation Grant for Investment Strategies - Democratic Republic of Congo (DRC) | IBRD | Jan-2011 | - | 0.3 | - | 0.3 | 100.0% |
| Cote d'Ivoire | Forest Investment Project | IBRD | Dec-2017 | Jan-2018 | 15.0 | 0.2 | 14.4 | 95.8% |
| Cote d'Ivoire | Dedicated Grant Mechanism for Cote D'Ivoire | IBRD | Mar-2019 | Jan-2020 | 4.5 | 2.6 | 4.5 | 99.4% |
| Cote d'Ivoire | Forest Investment Project Phase 2 | IBRD | Apr-2022 | Jun-2022 | 8.0 | 3.4 | 5.0 | 62.3% |
| Cote d'Ivoire | FIP Preparation Grant for Investment Plan - Cote d'Ivoire | IBRD | Nov-2015 | - | 0.2 | - | 0.2 | 100.0% |

| <i>In millions of USD</i> | | | | | | | | |
|----------------------------------|---|------|-------------------------|-------------------------|---------|--------------|-------------------------|--------------------|
| Country | Project Name | MDB | Committee Approval Date | MDB Board Approval Date | Funding | Disbursement | Cumulative Disbursement | Disbursement Ratio |
| Ghana | Enhancing Natural Forest and Agroforest Landscapes Project | IBRD | Dec-2014 | Feb-2015 | 30.0 | - | 30.0 | 100.0% |
| Ghana | DGM for Indigenous Peoples and Local Communities | IBRD | Sep-2016 | Apr-2017 | 5.5 | - | 5.5 | 100.0% |
| Ghana | Additional Financing for Ghana Forest Investment Program - Enhancing Natural Forest and Agroforest Landscapes Project | IBRD | Jun-2018 | May-2019 | 19.4 | 7.5 | 19.4 | 100.0% |
| Global | Dedicated Grant Mechanism for Indigenous Peoples and Local Communities: Program Framework and Funding Proposal for the DGM Project for the Global Component | IBRD | Jun-2014 | Mar-2015 | 5.0 | - | 5.0 | 100.0% |
| Global | Phase 2 of the Dedicated Grant Mechanism (DGM) Global Project | IBRD | Jan-2020 | Jul-2020 | 2.3 | 0.2 | 2.3 | 100.0% |
| Global | RFF - Additional Financing to Phase 2 of The Dedicated Grant Mechanism (DGM) Global Project | IBRD | Dec-2023 | Dec-2023 | 2.0 | 0.5 | 0.5 | 25.5% |
| Guatemala | DGM for Indigenous Peoples and Local Communities (IPLC) | IBRD | Dec-2020 | May-2021 | 4.5 | 0.7 | 2.4 | 53.5% |
| India | Accelerating Green Finance for Clean Energy and Infrastructure Development | IBRD | Apr-2024 | - | 0.4 | - | - | - |
| Indonesia | TAF: Scaling-Up Green and Sustainable Finance for Indonesia's Energy Sector in Indonesia | IBRD | Jan-2023 | - | 0.4 | - | - | - |
| Indonesia | Promoting Sustainable Community-Based Natural Resource Management and Institutional Development | IBRD | Oct-2015 | Apr-2016 | 17.5 | - | 17.5 | 100.0% |
| Indonesia | Strengthening Rights and Economies of Adat and Local Communities Project | IBRD | Dec-2016 | Mar-2017 | 6.0 | - | 6.0 | 100.0% |
| Lao People's Democratic Republic | Scaling-up Participatory Sustainable Forest Management | IBRD | Apr-2013 | May-2013 | 13.3 | - | 13.3 | 100.0% |
| Lao People's Democratic Republic | FIP Preparation Grant for Investment Strategies - Lao PDR | IBRD | Jan-2011 | - | 0.2 | - | 0.2 | 100.0% |

In millions of USD

| Country | Project Name | MDB | Committee Approval Date | MDB Board Approval Date | Funding | Disbursement | Cumulative Disbursement | Disbursement Ratio |
|------------|---|------|-------------------------|-------------------------|---------|--------------|-------------------------|--------------------|
| Mexico | Forests and Climate Change Project | IBRD | Nov-2011 | Jan-2012 | 40.4 | - | 40.4 | 100.0% |
| Mexico | DGM for Indigenous Peoples and Local Communities | IBRD | May-2017 | Sep-2017 | 6.0 | 1.0 | 6.0 | 100.0% |
| Mozambique | DGM for Indigenous Peoples and Local Communities | IBRD | Aug-2017 | Dec-2017 | 4.5 | - | 4.5 | 100.0% |
| Mozambique | Mozambique Forest Investment Project (MozFIP) | IBRD | Jan-2017 | Mar-2017 | 21.9 | - | 21.9 | 100.0% |
| Mozambique | FIP Preparation Grant for Investment Plan - Mozambique | IBRD | Oct-2015 | - | 0.3 | - | 0.3 | 100.0% |
| Nepal | Dedicated Grant Mechanism for Indigenous Peoples and Local Communities | IBRD | May-2021 | Oct-2022 | 4.5 | 0.3 | 0.6 | 14.1% |
| Nepal | Forests for Prosperity | IBRD | Feb-2020 | Jul-2020 | 24.0 | 1.9 | 2.6 | 10.8% |
| Nepal | FIP Preparation Grant for Investment Plan - Nepal | IBRD | May-2016 | - | 0.2 | - | 0.2 | 100.0% |
| Peru | Integrated Land management in Atalaya, Ucayali Region | IBRD | May-2018 | Jan-2019 | 12.5 | 1.4 | 5.9 | 46.8% |
| Peru | Dedicated Grant Mechanism in Peru | IBRD | Jun-2015 | Sep-2015 | 5.5 | - | 5.5 | 100.0% |
| Tunisia | FIP Preparation Grant for Investment Plan - Tunisia | IBRD | Oct-2015 | - | 0.2 | - | 0.2 | 100.0% |
| Uganda | FIP Preparation Grant Request for Investment Strategy for Uganda | IBRD | Dec-2015 | - | 0.2 | - | 0.2 | 100.0% |
| Zambia | FIP Preparation Grant for Investment Plan - Zambia | IBRD | Feb-2016 | - | 0.2 | - | 0.2 | 100.0% |
| Brazil | Forest Information to Support Public and Private Sectors in Management Initiatives | IDBG | Oct-2013 | Dec-2013 | 5.2 | - | 5.2 | 100.0% |
| Brazil | Forest Management Information for the Conservation and Valorization of Forest Resources in Brazil | IDBG | Jan-2022 | Mar-2022 | 9.7 | 1.9 | 2.8 | 28.7% |
| Guatemala | Sustainable Forest Management | IDBG | Jul-2019 | Jan-2020 | 9.4 | - | 0.2 | 1.9% |
| Guatemala | FIP Preparation Grant for Investment Plan - Guatemala | IDBG | Dec-2015 | - | 0.2 | - | 0.2 | 100.0% |
| Honduras | RFF - Low-carbon, climate-resilient and inclusive development in El Cajón and Yojoa Lake watersheds in Honduras | IDBG | Apr-2024 | May-2024 | 2.9 | - | - | - |

In millions of USD

| Country | Project Name | MDB | Committee Approval Date | MDB Board Approval Date | Funding | Disbursement | Cumulative Disbursement | Disbursement Ratio |
|----------|--|------|-------------------------|-------------------------|---------|--------------|-------------------------|--------------------|
| Mexico | Financing Low Carbon Strategies in Forest Landscapes | IDBG | Sep-2012 | Nov-2012 | 12.5 | - | 12.5 | 100.0% |
| Peru | Forest Investment Program Peru | IDBG | Dec-2017 | Sep-2018 | 36.3 | 6.9 | 16.3 | 45.0% |
| Peru | FIP Preparation Grant for Investment Strategies - Peru | IDBG | Apr-2011 | - | 0.3 | - | 0.3 | 100.0% |
| Regional | TAF: Unlocking institutional investors' participation in local Green bond markets and direct investments in Brazil, Colombia, Mexico, and Peru | IDBG | Jan-2023 | Dec-2022 | 0.4 | - | - | - |

A.3. PPCR

In millions of USD

| Country | Project Name | MDB | Committee Approval Date | MDB Board Approval Date | Funding | Disbursement | Cumulative Disbursement | Disbursement Ratio |
|------------|--|-----|-------------------------|-------------------------|---------|--------------|-------------------------|--------------------|
| Bangladesh | Coastal Towns Infrastructure Improvement Project | ADB | Dec-2013 | Jun-2014 | 40.4 | - | 35.7 | 88.3% |
| Bangladesh | Coastal Climate Resilient Infrastructure Project | ADB | Sep-2012 | Sep-2012 | 27.7 | - | 27.7 | 100.0% |
| Bangladesh | Climate Change Capacity Building and Knowledge Management | ADB | Jun-2011 | Aug-2011 | 0.3 | - | 0.3 | 100.0% |
| Cambodia | Climate resilient Rural Infrastructure in Kampong Cham Province(as part of Rural Roads Improvement Project (RRIP-II)) | ADB | Sep-2015 | Dec-2015 | 15.9 | - | 15.9 | 100.0% |
| Cambodia | Enhancement of Flood and Drought Management in Pursat Province | ADB | Oct-2012 | Dec-2012 | 9.7 | - | 9.7 | 100.0% |
| Cambodia | Promoting Climate-Resilient Agriculture in Koh Kong and Mondulkiri Provinces as part of the Greater Mekong Subregion Biodiversity Conservation Corridors Project | ADB | Sep-2014 | Mar-2015 | 7.4 | - | 7.4 | 100.0% |
| Cambodia | Climate Proofing of Agricultural Infrastructure and Business-focused Adaptation | ADB | Mar-2013 | Jun-2013 | 10.0 | 0.7 | 9.7 | 97.3% |

| <i>In millions of USD</i> | | | | | | | | |
|---------------------------|---|-----|-------------------------|-------------------------|---------|--------------|-------------------------|--------------------|
| Country | Project Name | MDB | Committee Approval Date | MDB Board Approval Date | Funding | Disbursement | Cumulative Disbursement | Disbursement Ratio |
| Cambodia | Provincial Roads Improvement Project - Climate Proofing of Roads in Prey Veng, Svay Rieng, Kampong Chhnang and Kampong Speu Provinces | ADB | Nov-2011 | Dec-2011 | 16.0 | - | 16.0 | 100.0% |
| Cambodia | GMS Southern Economic Corridor Towns Development Project | ADB | Oct-2012 | Dec-2012 | 10.0 | 0.5 | 10.0 | 100.0% |
| Cambodia | Flood-resilient Infrastructure Development in Pursat and Kampong Chhnang Towns as part of the Integrated Urban Environmental Management in the Tonle Sap Basin Project | ADB | Oct-2014 | Nov-2015 | 10.0 | 1.3 | 10.0 | 99.8% |
| Cambodia | Mainstreaming Climate Resilience into Development Planning / Technical Assistance: Mainstreaming Climate Resilience into Development Planning of Key Vulnerable Sectors | ADB | Aug-2012 | Oct-2012 | 9.0 | - | 9.0 | 100.0% |
| Maldives | TAF: Promoting Transformational Change to Facilitate Climate Resilient Recovery | ADB | Oct-2021 | - | 0.6 | - | - | - |
| Nepal | Building Climate Resilience of Watersheds in Mountain Eco-Regions | ADB | Aug-2013 | Sep-2013 | 20.8 | - | 20.8 | 100.0% |
| Nepal | Mainstreaming Climate Change Risk Management in Development | ADB | Oct-2011 | Dec-2011 | 5.1 | - | 5.1 | 100.0% |
| Nepal | Phase 1 Funding - Preparation Grant for SPCR - Nepal | ADB | Mar-2010 | Nov-2012 | 0.2 | - | 0.2 | 99.9% |
| Pacific Region | Implementation of the Strategic Program for Climate Resilience (SPCR): Pacific Region | ADB | Feb-2013 | Apr-2013 | 3.4 | - | 3.4 | 100.0% |
| Papua New Guinea | Building Resilience to Climate Change in Papua New Guinea Project / Additional Financing to Building Resilience to Climate Change in Papua New Guinea | ADB | Jul-2015 | Oct-2015 | 24.9 | 2.5 | 15.3 | 61.4% |
| Papua New Guinea | Climate Proofing Alotau Provincial Wharf, Additional Financing to Building Resilience to Climate Change in Papua New Guinea (BRCC) | ADB | Sep-2017 | Sep-2018 | 5.0 | 0.0 | 5.0 | 99.3% |

| <i>In millions of USD</i> | | | | | | | | |
|---------------------------|---|------|-------------------------|-------------------------|---------|--------------|-------------------------|--------------------|
| Country | Project Name | MDB | Committee Approval Date | MDB Board Approval Date | Funding | Disbursement | Cumulative Disbursement | Disbursement Ratio |
| Papua New Guinea | Phase 1 Funding - Preparation Grant for SPCR - Papua New Guinea | ADB | Oct-2010 | - | 0.4 | - | 0.4 | 99.8% |
| Regional | BDRP: Improved Decision-Making for Climate Resilient Development in Asia and the Pacific | ADB | Oct-2020 | Dec-2020 | 2.2 | 0.3 | 1.7 | 79.8% |
| Regional | TAF: Mitigation & Adaptation - Strengthening Capacity to Identify and Develop Green and Resilient Urban Infrastructure Investment Opportunities - Armenia, Georgia, and Pakistan | ADB | Dec-2021 | Aug-2022 | 1.2 | 0.1 | 0.1 | 9.0% |
| Regional | TAF: Adaptation - Building Back Better from COVID-19 as part of ADB Technical Assistance (TA) 6683 – Support to Climate Resilient Investment Pathways in the Pacific - Kiribati, Tuvalu | ADB | Dec-2021 | - | 1.0 | - | - | - |
| Regional | TAF: Mitigation & Adaptation - Green and Resilient Covid-19 Recovery in the Greater Mekong Subregion (GMS) Climate Change and Environmental Sustainability Program - Cambodia, Lao PDR, Thailand, Vietnam | ADB | Oct-2021 | - | 2.0 | - | - | - |
| Tajikistan | Building Capacity for Climate Resilience | ADB | Apr-2012 | Jun-2012 | 5.3 | - | 5.3 | 100.0% |
| Tajikistan | Building Climate Resilience in the Pyanj River Basin Project | ADB | Jun-2013 | Jul-2013 | 22.1 | - | 22.1 | 100.0% |
| Tajikistan | Phase 1 Funding - Preparation Grant for SPCR - Tajikistan | ADB | Jun-2010 | - | 0.7 | - | 0.7 | 100.0% |
| Tonga | Climate Resilience Sector Project | ADB | Oct-2013 | Dec-2013 | 19.9 | - | 19.9 | 100.0% |
| Tonga | Phase 1 Funding - Preparation Grant for SPCR - Tonga | ADB | Oct-2010 | - | 0.2 | - | 0.2 | 100.0% |
| Ethiopia | BDRP: Improving Climate Resilience of Communities and Ecosystems through Integrated Water Resources Management in the Ziway-Shalla Lakes Sub-Basin | AFDB | Mar-2021 | May-2021 | 0.8 | - | 0.1 | 8.5% |

| <i>In millions of USD</i> | | | | | | | | |
|---------------------------|--|------|-------------------------|-------------------------|---------|--------------|-------------------------|--------------------|
| Country | Project Name | MDB | Committee Approval Date | MDB Board Approval Date | Funding | Disbursement | Cumulative Disbursement | Disbursement Ratio |
| Gambia | Phase 1 Funding - Preparation Grant for SPCR - Gambia | AFDB | May-2016 | - | 1.5 | - | 1.5 | 100.0% |
| Malawi | BDRP: Technical Assistance for Catchment-Based Climate Resilient Water Security in Northern Malawi (Nkhata Bay, Rumphi, and Chitipa) | AFDB | Nov-2020 | Jun-2021 | 0.8 | 0.5 | 0.7 | 93.8% |
| Mozambique | Sustainable Land & Water Resources Management Project (SLWRMP) | AFDB | Aug-2012 | Oct-2012 | 15.8 | - | 15.7 | 100.0% |
| Mozambique | Baixo Limpopo Irrigation and Climate Resilience | AFDB | May-2012 | Sep-2012 | 15.8 | 1.1 | 15.1 | 95.8% |
| Mozambique | BDRP: Technical Assistance for the Development of a Climate Resilience Policy and Strategy and Drought Insurance Products for the Arid and Semi-Arid Zones of Southern and Central Parts of Mozambique | AFDB | Mar-2021 | Apr-2021 | 0.8 | - | - | - |
| Mozambique | BDRP: Project Preparation for the Climate Resilient Water Services for Cuamba and Lichinga Cities Project | AFDB | Aug-2023 | Nov-2023 | 0.7 | - | - | - |
| Niger | Climate Information Development and Forecasting Project (PDIPC) | AFDB | May-2012 | Sep-2012 | 9.0 | - | 9.0 | 100.0% |
| Niger | Water Resources Mobilization and Development Project (PROMOVARE) | AFDB | Jul-2012 | Sep-2012 | 21.5 | 0.0 | 21.5 | 100.0% |
| Tunisia | TAF: Technical preparatory studies for the implementation of a sustainable District Heating and Cooling (DHC) system at the Bab Saadoun Medical Complex in Tunis | AFDB | Aug-2021 | Apr-2022 | 1.0 | 0.1 | 0.1 | 5.0% |
| Uganda | BDRP: Promoting Climate Resilient Urban Infrastructure in Lake Victoria Water and Sanitation Project – Phase III | AFDB | Aug-2023 | Nov-2023 | 0.7 | - | - | - |
| Uganda | PPCR Preparation Grant for Investment Strategy - Uganda | AFDB | Jan-2016 | - | 1.4 | - | 1.4 | 100.0% |
| Zambia | Strengthening Climate Resilience in the Kafue Sub-Basin | AFDB | Sep-2013 | Oct-2013 | 39.0 | - | 37.7 | 96.8% |

In millions of USD

| Country | Project Name | MDB | Committee Approval Date | MDB Board Approval Date | Funding | Disbursement | Cumulative Disbursement | Disbursement Ratio |
|---------------------------------|--|------|-------------------------|-------------------------|---------|--------------|-------------------------|--------------------|
| Zambia | BDRP: Expanded Response to Climate Resilience in Development (ERCRID) | AFDB | Feb-2021 | Mar-2021 | 0.9 | 0.3 | 0.6 | 69.0% |
| Kyrgyz Republic | BDRP: Sustained Climate Finance Center Operation | EBRD | Aug-2021 | Jul-2022 | 2.0 | 0.2 | 0.4 | 18.8% |
| Kyrgyz Republic | Preparation Grant for SPCR - Kyrgyz Republic | EBRD | Feb-2016 | - | 1.5 | 0.1 | 1.3 | 86.9% |
| Regional | TAF: Enabling long-term COVID-19 recovery through scaling up climate corporate governance (corporate sector) - Turkey, Ukraine | EBRD | Oct-2021 | Oct-2021 | 0.8 | 0.0 | 0.0 | 2.0% |
| Regional | TAF: Supporting green and inclusive climate action through implementation assistance for C19 recovery and a just transition - Ukraine, Serbia | EBRD | Aug-2021 | Mar-2021 | 0.8 | 0.1 | 0.3 | 40.5% |
| Tajikistan | Phase 1 Funding - Preparation Grant for SPCR - Tajikistan | EBRD | Jun-2010 | - | 0.3 | - | 0.3 | 100.0% |
| Türkiye | Supporting the financial sector on transition planning and integrating corporate climate governance into financial sector policies and capacity building | EBRD | Apr-2024 | - | 0.3 | - | - | - |
| Bangladesh | Coastal Embankment Improvement Project Phase I (CEIP-I) | IBRD | Apr-2013 | Jun-2013 | 25.0 | - | 25.0 | 100.0% |
| Bhutan | BDRP: Strengthening Risk Information for Disaster Resilience in Bhutan | IBRD | Jun-2021 | Nov-2021 | 2.3 | 0.4 | 1.0 | 45.0% |
| Bhutan | Phase 1 Funding - Preparation Grant for SPCR - Bhutan | IBRD | Mar-2016 | - | 1.5 | - | 1.5 | 99.2% |
| Bolivia, Plurinational State of | Climate Resilience - Integrated Basin Management Project | IBRD | Oct-2013 | Jul-2014 | 37.3 | - | 37.3 | 100.0% |
| Bolivia, Plurinational State of | Phase 1 Funding - Preparation Grant for SPCR - Bolivia | IBRD | Jun-2010 | - | 1.4 | - | 1.4 | 100.0% |
| Cambodia | Phase 1 Funding - Preparation Grant for SPCR - Cambodia | IBRD | Jun-2010 | - | 1.3 | - | 1.3 | 100.0% |

In millions of USD

| Country | Project Name | MDB | Committee Approval Date | MDB Board Approval Date | Funding | Disbursement | Cumulative Disbursement | Disbursement Ratio |
|------------|---|------|-------------------------|-------------------------|---------|--------------|-------------------------|--------------------|
| Dominica | Disaster Vulnerability Reduction Project (DVRP) | IBRD | Mar-2014 | May-2014 | 21.0 | 3.0 | 20.9 | 99.7% |
| Dominica | Phase 1 Funding - Preparation Grant for SPCR - Dominica | IBRD | Apr-2011 | - | 0.2 | - | - | - |
| Ethiopia | Phase 1 Funding - Preparation Grant for SPCR - Ethiopia | IBRD | Apr-2016 | - | 0.3 | - | 0.3 | 100.0% |
| Grenada | Disaster Vulnerability and Climate Risk Reduction Project / Additional Financing to the Regional Disaster Vulnerability Reduction Project (RDVRP) | IBRD | May-2011 | Jun-2011 | 24.8 | - | 24.8 | 100.0% |
| Grenada | Phase 1 Funding - Preparation Grant for SPCR - Grenada | IBRD | Nov-2010 | - | 0.3 | - | - | - |
| Grenada | TAF: Accelerating Renewable and Energy Efficiency Development in Grenada's Electricity Sector | IBRD | Aug-2021 | - | 0.4 | - | - | - |
| Haiti | Centre Artibonite Regional Development Project | IBRD | Jan-2014 | May-2014 | 6.3 | - | 6.3 | 100.0% |
| Haiti | Municipal Development and Urban Resilience Project | IBRD | May-2017 | Jun-2017 | 7.0 | 0.4 | 4.0 | 57.7% |
| Haiti | Strengthening Hydro-Meteorological Services Project | IBRD | Mar-2015 | Jun-2015 | 3.7 | - | 3.7 | 100.0% |
| Haiti | Phase 1 Funding - Preparation Grant for SPCR - Haiti | IBRD | Apr-2011 | - | 0.4 | - | - | - |
| Honduras | Phase 1 Funding - Preparation Grant for SPCR - Honduras | IBRD | Mar-2016 | - | 1.4 | - | 1.4 | 100.0% |
| Jamaica | Improving Climate Data and Information Management Project | IBRD | May-2015 | Jul-2015 | 6.9 | - | 6.9 | 100.0% |
| Jamaica | Promoting Community-based Climate Resilience in the Fisheries Sector of Jamaica | IBRD | Oct-2017 | Mar-2018 | 5.0 | 1.8 | 4.4 | 88.0% |
| Madagascar | BDRP: Strengthening Early Warning Systems and Disaster Preparedness in Madagascar (Project Preparation) | IBRD | Aug-2022 | Aug-2022 | 1.0 | 0.3 | 0.4 | 44.6% |
| Madagascar | Phase 1 Funding - Preparation Grant for SPCR - Madagascar | IBRD | Apr-2016 | - | 1.5 | - | 1.5 | 100.0% |

In millions of USD

| Country | Project Name | MDB | Committee Approval Date | MDB Board Approval Date | Funding | Disbursement | Cumulative Disbursement | Disbursement Ratio |
|----------------|--|------|-------------------------|-------------------------|---------|--------------|-------------------------|--------------------|
| Malawi | Phase 1 Funding - Preparation Grant for SPCR - Malawi | IBRD | Jul-2016 | - | 1.5 | - | 1.5 | 100.0% |
| Mozambique | Roads & Bridges Management and Maintenance Project - APL2 | IBRD | Oct-2013 | Dec-2013 | 14.6 | - | 14.6 | 100.0% |
| Mozambique | Cities and Climate Change Project - PPCR Additional Financing | IBRD | Dec-2013 | Oct-2014 | 15.6 | - | 15.6 | 100.0% |
| Mozambique | Climate Resilience: Transforming Hydro-Meteorological Services | IBRD | Jan-2013 | Apr-2013 | 14.7 | - | 14.7 | 100.0% |
| Mozambique | Climate Change Technical Assistance | IBRD | May-2012 | Jun-2012 | 1.8 | - | 1.8 | 100.0% |
| Mozambique | Phase 1 Funding - Preparation Grant for SPCR - Mozambique | IBRD | Jun-2010 | - | 0.9 | - | - | - |
| Nepal | Building Resilience to Climate-Related Hazards | IBRD | Aug-2012 | Jan-2013 | 24.9 | - | 24.9 | 100.0% |
| Niger | Community Action Project for Climate Resilience (CAPCR) | IBRD | Nov-2011 | Jan-2012 | 63.4 | - | 63.4 | 100.0% |
| Niger | Niger Community Action Project for Climate Resilience | IBRD | Apr-2018 | Apr-2019 | 7.4 | - | 7.4 | 100.0% |
| Pacific Region | Pacific Resilience Program (PREP) | IBRD | May-2015 | Jun-2015 | 6.1 | 0.6 | 6.0 | 97.9% |
| Philippines | BDRP: Building Climate Resilience in the Fisheries Sector (as part of the Philippines Fisheries and Coastal Resiliency Project) | IBRD | Dec-2022 | Dec-2022 | 1.0 | 0.3 | 0.4 | 39.5% |
| Philippines | Phase 1 Funding - Preparation Grant for SPCR - Philippines | IBRD | Jan-2016 | - | 1.4 | - | 1.4 | 100.0% |
| Regional | BDRP: Leveraging Natural Capital Accounting and Climate Finance for the Congo Basin Forests - AFW: Cameroon, Central African Republic (CAR), Republic of Congo (ROC) | IBRD | Jun-2023 | Jun-2023 | 0.8 | 0.1 | 0.1 | 11.6% |
| Regional | BDRP: Technical Assistance Grant for Regional Climate Resilience Program (Series of Projects) - Mozambique, Madagascar, Comoros | IBRD | Jul-2023 | Jul-2023 | 1.0 | 0.3 | 0.3 | 30.5% |
| Regional | TAF: Boosting Green and Resilient Recoveries in Southeast Asia through | IBRD | Oct-2021 | Oct-2021 | 0.5 | - | - | - |

In millions of USD

| Country | Project Name | MDB | Committee Approval Date | MDB Board Approval Date | Funding | Disbursement | Cumulative Disbursement | Disbursement Ratio |
|----------------------------------|---|------|-------------------------|-------------------------|---------|--------------|-------------------------|--------------------|
| | Advancing Circular Economy on Marine Plastics - Southeast Asia Marine Plastics Program (SEA-Map) - Cambodia, Indonesia, Lao PDR, Malaysia, Philippines, Thailand, Vietnam | | | | | | | |
| Regional | TAF: Scaling up affordable, clean and resilient energy in the Caribbean - Jamaica, SVG | IBRD | Aug-2021 | - | 0.8 | - | - | - |
| Rwanda | BDRP: Rwanda NDC deep dive: Advancing Financial Innovation to Scale up Climate Action | IBRD | Jul-2020 | Sep-2020 | 2.9 | 0.3 | 2.8 | 99.9% |
| Rwanda | BDRP: Rwanda Urban Development Project II | IBRD | Jul-2020 | Oct-2020 | 2.4 | 0.6 | 1.0 | 41.7% |
| Rwanda | BDRP: Developing Master Curriculum for Road Sector Resilience in Rwanda (as part of the Rwanda Feeder Roads Development Project 2nd AF) | IBRD | Dec-2022 | Dec-2022 | 1.0 | - | - | - |
| Rwanda | Rwanda PPCR Strategic Program for Climate Resilience Preparation Grant RETF | IBRD | May-2016 | - | 1.4 | - | 1.4 | 100.0% |
| Saint Lucia | Disaster Vulnerability Reduction Project | IBRD | Apr-2014 | Jun-2014 | 27.0 | 0.3 | 27.0 | 100.0% |
| Saint Lucia | Phase 1 Funding - Preparation Grant for SPCR - Saint Lucia | IBRD | Oct-2010 | - | 0.3 | - | - | - |
| Saint Vincent and the Grenadines | Disaster Vulnerability and Climate Risk Reduction | IBRD | May-2011 | Jun-2011 | 15.0 | - | 15.0 | 100.0% |
| Saint Vincent and the Grenadines | Phase 1 Funding - Preparation Grant for SPCR - St. Vincent and the Grenadines | IBRD | Nov-2010 | - | 0.3 | - | - | - |
| Samoa | Enhancing Climate Resilience for West Coast Road Project | IBRD | Oct-2012 | Dec-2012 | 14.9 | - | 14.9 | 100.0% |
| Samoa | Enhancing the Climate Resilience of Coastal Resources and Communities | IBRD | Oct-2013 | Dec-2013 | 14.6 | - | 14.6 | 100.0% |
| Samoa | Phase 1 Funding - Preparation Grant for SPCR - Samoa | IBRD | Oct-2010 | - | 0.4 | - | 0.4 | 100.0% |

| <i>In millions of USD</i> | | | | | | | | |
|---------------------------------|--|------|-------------------------|-------------------------|---------|--------------|-------------------------|--------------------|
| Country | Project Name | MDB | Committee Approval Date | MDB Board Approval Date | Funding | Disbursement | Cumulative Disbursement | Disbursement Ratio |
| Tajikistan | Improvement of Weather, Climate, and Hydrological Delivery project | IBRD | Mar-2011 | May-2011 | 7.0 | - | 7.0 | 100.0% |
| Tajikistan | Environmental Land Management and Rural Livelihoods Project / Environmental Land Management and Rural Livelihoods - AF | IBRD | Feb-2013 | Mar-2013 | 9.5 | - | 9.5 | 100.0% |
| Tajikistan | Environmental Land Management and Rural Livelihoods - AF | IBRD | May-2015 | Jun-2015 | 2.0 | - | 2.0 | 100.0% |
| Tajikistan | Phase 1 Funding - Preparation Grant for SPCR - Tajikistan | IBRD | Jun-2010 | - | 0.4 | - | 0.4 | 100.0% |
| Uganda | BDRP: Mainstreaming Climate Change into Policies and Public Investments in Uganda | IBRD | Dec-2022 | Dec-2022 | 0.8 | 0.1 | 0.2 | 19.6% |
| Yemen | Climate Information System and PPCR Program Coordination | IBRD | Mar-2013 | Sep-2013 | 1.6 | - | 1.6 | 100.0% |
| Yemen | Phase 1 Funding - Preparation Grant for SPCR - Yemen | IBRD | Jun-2010 | - | 1.5 | - | - | - |
| Zambia | Zambia Strengthening Climate Resilience (PPCR Phase II) Project | IBRD | Feb-2013 | May-2013 | 36.9 | 1.0 | 36.9 | 100.0% |
| Zambia | Private Sector Support to Climate Resilience in Zambia | IBRD | Apr-2018 | Jun-2018 | 14.6 | - | 14.6 | 100.0% |
| Zambia | Phase 1 Funding - Preparation Grant for SPCR - Zambia | IBRD | Mar-2010 | - | 1.4 | - | 1.4 | 100.0% |
| Argentina | TAF: Enhancing Energy Sector Contribution to the Green and Resilient Economic Recovery | IDBG | Dec-2021 | Sep-2022 | 0.2 | 0.1 | 0.1 | 60.2% |
| Bolivia, Plurinational State of | Multipurpose Drinking water and irrigation program for the municipalities of Batallas, Pucarani and El Alto | IDBG | Oct-2015 | Dec-2015 | 44.5 | - | 44.2 | 99.4% |
| Caribbean | Investment Plan for the Caribbean Regional Track | IDBG | Mar-2015 | May-2015 | 10.6 | - | 10.6 | 100.0% |
| Caribbean | Phase 1 Funding - Preparation Grant for SPCR - Caribbean Region | IDBG | Jan-2011 | - | 0.2 | - | 0.2 | 100.0% |

| <i>In millions of USD</i> | | | | | | | | |
|---------------------------|--|------|-------------------------|-------------------------|---------|--------------|-------------------------|--------------------|
| Country | Project Name | MDB | Committee Approval Date | MDB Board Approval Date | Funding | Disbursement | Cumulative Disbursement | Disbursement Ratio |
| Colombia | TAF: Sustainable Growth and Resilience; Private Participation Schemes in Infrastructure | IDBG | Dec-2021 | Mar-2022 | 0.5 | 0.3 | 0.4 | 88.7% |
| Dominican Republic | TAF: Mainstreaming climate resiliency and green solutions into Dominican recovery investments | IDBG | Dec-2021 | Dec-2021 | 0.6 | 0.3 | 0.6 | 100.0% |
| Ecuador | TAF: Supporting the strengthening of the Ministry of Labor for the promotion of green jobs | IDBG | Oct-2021 | Nov-2021 | 0.8 | 0.4 | 0.7 | 89.4% |
| Haiti | Climate Proofing of Agriculture in the Centre-Artibonite Loop | IDBG | Oct-2015 | Dec-2015 | 4.5 | 0.4 | 3.5 | 77.8% |
| Honduras | TAF: Increased investment mobilization for green and resilient recovery with Micro, Small and Medium Enterprises (MSMEs) | IDBG | Oct-2021 | Dec-2021 | 0.8 | 0.2 | 0.2 | 33.1% |
| Honduras | BDRP: Master Plan for Investments to Increase Water Availability for Human Consumption and Agriculture in the Dry Corridor | IDBG | Apr-2021 | Jul-2021 | 1.0 | 0.4 | 0.6 | 63.5% |
| Honduras | BDRP: Low-carbon, climate-resilient and inclusive development in El Cajón and Yojoa Lake watersheds in Honduras | IDBG | Apr-2024 | May-2024 | 5.1 | - | - | - |
| Jamaica | Adaptation Program and Financing Mechanism for the Pilot Program For Climate Resilience Jamaica | IDBG | Sep-2014 | Dec-2014 | 16.6 | 0.9 | 16.6 | 100.0% |
| Jamaica | Phase 1 Funding - Preparation Grant for SPCR - Jamaica | IDBG | Dec-2010 | - | 0.5 | - | 0.5 | 100.0% |
| Paraguay | TAF: Electric mobility as a national opportunity for green and resilient economic recovery | IDBG | Oct-2021 | Dec-2021 | 0.5 | 0.2 | 0.4 | 78.8% |
| Peru | TAF: Mainstreaming Climate Change in Peru's Innovation Policy for Economic Recovery | IDBG | Oct-2021 | Nov-2021 | 0.3 | 0.1 | 0.2 | 65.1% |
| Regional | TAF: Enhancing Energy Sector Contribution to the Green and Resilient | IDBG | Oct-2021 | Dec-2021 | 0.4 | 0.2 | 0.2 | 40.6% |

In millions of USD

| Country | Project Name | MDB | Committee Approval Date | MDB Board Approval Date | Funding | Disbursement | Cumulative Disbursement | Disbursement Ratio |
|----------|--|------|-------------------------|-------------------------|---------|--------------|-------------------------|--------------------|
| | Economic Recovery through Green Hydrogen - Argentina, El Salvador, Panama | | | | | | | |
| Regional | TAF: Increased investment mobilization for green and resilient recovery with Micro, Small and Medium Enterprises (MSMEs) through National Development Banks (NDBs) support - Jamaica, Suriname | IDBG | Aug-2021 | Dec-2021 | 0.4 | 0.2 | 0.2 | 61.4% |
| Regional | BDRP: Supporting the Design of Long-Term Adaptation Pathways in the Face of Climate Risks in Peru and Colombia | IDBG | Jun-2021 | Jul-2021 | 1.0 | 0.5 | 0.7 | 67.4% |

A.4. SREP

In millions of USD

| Country | Project Name | MDB | Committee Approval Date | MDB Board Approval Date | Funding | Disbursement | Cumulative Disbursement | Disbursement Ratio |
|------------|--|-----|-------------------------|-------------------------|---------|--------------|-------------------------|--------------------|
| Bangladesh | Off-Grid Solar PV-Solar Irrigation | ADB | Jul-2017 | Jul-2018 | 22.4 | 1.3 | 4.6 | 20.7% |
| Cambodia | Grid Reinforcement Project | ADB | May-2020 | Sep-2020 | 4.7 | - | - | - |
| Cambodia | National Solar Parks Program | ADB | Apr-2018 | May-2019 | 14.0 | 2.3 | 7.4 | 53.2% |
| Cambodia | RFS: Energy Transition Sector Development Program (SDP) | ADB | Nov-2022 | Dec-2022 | 11.0 | - | - | - |
| Cambodia | SREP Preparation Grant for Investment Plan - Cambodia | ADB | Apr-2015 | Jun-2016 | 0.3 | - | 0.3 | 100.0% |
| India | TAF: Supporting Green Hydrogen Through High Technology | ADB | Aug-2021 | - | 0.6 | - | - | - |
| Kiribati | South Tarawa Renewable Energy Project | ADB | Oct-2020 | Nov-2020 | 4.7 | 0.3 | 1.6 | 33.9% |
| Maldives | Preparing Outer Island Sustainable Electricity Development Project / Technical Assistance: Capacity Development of the Maldives Energy Authority | ADB | Jul-2014 | Sep-2014 | 12.7 | - | 12.7 | 100.0% |

| <i>In millions of USD</i> | | | | | | | | |
|---------------------------|--|------|-------------------------|-------------------------|---------|--------------|-------------------------|--------------------|
| Country | Project Name | MDB | Committee Approval Date | MDB Board Approval Date | Funding | Disbursement | Cumulative Disbursement | Disbursement Ratio |
| Maldives | Technical Assistance: Republic of the Maldives Capacity Development of the Maldives Energy Authority | ADB | Jul-2014 | Mar-2015 | 0.3 | - | 0.3 | 100.0% |
| Mongolia | Upscaling Renewable Energy Sector | ADB | Apr-2018 | Sep-2018 | 16.0 | - | 8.5 | 53.1% |
| Mongolia | SREP Preperation Grant for Investment Plan - Mongolia | ADB | Jul-2014 | Nov-2015 | 0.2 | - | 0.2 | 100.0% |
| Nepal | South Asia Sub-regional Economic Cooperation Power System Expansion Project: Rural Electrification Through Renewable Energy | ADB | May-2014 | Nov-2016 | 31.6 | 0.5 | 10.7 | 33.9% |
| Nepal | SREP Preperation Grant for Investment Plan - Nepal | ADB | Apr-2011 | Jul-2024 | 0.3 | - | 0.3 | 99.9% |
| Pacific Region | SREP Preperation Grant for Investment Plan - Pacific Region | ADB | May-2013 | - | 0.1 | - | 0.1 | 100.0% |
| Solomon Islands | Solar Power Development Project | ADB | Jun-2016 | Nov-2016 | 6.6 | - | 5.5 | 82.5% |
| Solomon Islands | SREP Preparation Grant for Investment Plan - Solomon Islands | ADB | Aug-2012 | Aug-2024 | 0.2 | - | 0.2 | 99.9% |
| Thailand | TAF: Asian Green Development Program - Scaling Smart Energy and Efficiency Solutions | ADB | Jun-2020 | Jul-2021 | 0.5 | - | - | - |
| Vanuatu | Energy Access Project (Small Hydropower Project) | ADB | Nov-2015 | Sep-2017 | 7.0 | 0.1 | 6.6 | 94.4% |
| Ghana | Ghana Mini Grid and Solar PV Net Metering | AFDB | Jan-2022 | Mar-2023 | 29.2 | - | 0.7 | 2.5% |
| Kenya | Technical preparatory studies for the creation of a Green Bank to mobilise resources (public & private) to finance the energy transition and energy efficiency | AFDB | Apr-2024 | - | 0.5 | - | - | - |
| Kenya | Menengai Geothermal Development Project | AFDB | Nov-2011 | Dec-2011 | 19.9 | - | 19.9 | 100.0% |
| Liberia | Liberia Renewable Energy Project | AFDB | Jun-2017 | Oct-2019 | 24.5 | 6.4 | 9.0 | 36.8% |

| <i>In millions of USD</i> | | | | | | | |
|---------------------------|---|------|-------------------------|-------------------------|---------|--------------|-------------------------------|
| Country | Project Name | MDB | Committee Approval Date | MDB Board Approval Date | Funding | Disbursement | Cumulative Disbursement Ratio |
| Mali | Mini Hydropower Plants and Related Distribution Networks Development Project | AFDB | Apr-2018 | Sep-2018 | 10.7 | 0.3 | 4.4 41.0% |
| Mali | Project for Scaling Up Renewable Energy in Mali | AFDB | Sep-2014 | Oct-2014 | 1.4 | 0.0 | 1.4 100.0% |
| Mali | SREP Preparation Grant for Investment Plan - Mali | AFDB | Mar-2011 | Nov-2011 | 0.2 | - | 0.2 100.0% |
| Kazakhstan | TAF: Capacity building for renewable energy integration in Kazakhstan | EBRD | Jun-2020 | Oct-2020 | 0.8 | 0.1 | 0.1 14.3% |
| Armenia | Geothermal Exploratory Drilling Project (GEDP) | IBRD | Mar-2015 | Jun-2015 | 6.4 | - | 6.4 100.0% |
| Armenia | SREP Preparation Grant for Investment Plan - Armenia | IBRD | Oct-2012 | Jun-2014 | 0.3 | - | 0.3 100.0% |
| Bangladesh | Scaling Up Renewable Energy | IBRD | Aug-2017 | Mar-2019 | 29.3 | 2.8 | 6.2 21.1% |
| Bangladesh | SREP Preparation Grant for Investment Plan - Bangladesh | IBRD | Mar-2015 | Nov-2015 | 0.2 | - | 0.2 100.0% |
| Bangladesh | TAF: Implementation support on Building Energy and Environment Rating System in Bangladesh and a Cool Roof Program in Dhaka | IBRD | Jun-2020 | Nov-2020 | 0.4 | - | - - |
| Bhutan | TAF: Integrating Resilience into Bhutan's Economic Recovery from COVID-19 | IBRD | Dec-2021 | - | 0.8 | - | - - |
| Central African Republic | TAF: Climate Resilient Energy Sector Recovery | IBRD | Dec-2021 | - | 0.4 | - | - - |
| Ethiopia | Geothermal Sector Development Project (GSDP) | IBRD | Apr-2014 | May-2014 | 24.5 | 7.0 | 24.4 99.7% |
| Guinea Bissau | TAF: Analytical support to Solar Energy Scale-up and Access Project (PADES) | IBRD | Dec-2021 | - | 0.8 | - | - - |
| Haiti | Renewable Energy and Access for All | IBRD | Jun-2017 | Oct-2017 | 20.7 | 1.9 | 5.0 24.3% |
| Haiti | Renewable Energy for the Metropolitan Area | IBRD | Jun-2017 | Dec-2017 | 6.0 | 0.9 | 5.2 85.9% |
| Jordan | TAF: Climate Responsive Economic Recovery and Growth Technical Assistance | IBRD | Dec-2021 | - | 0.3 | - | - - |

In millions of USD

| Country | Project Name | MDB | Committee Approval Date | MDB Board Approval Date | Funding | Disbursement | Cumulative Disbursement | Disbursement Ratio |
|------------|---|------|-------------------------|-------------------------|---------|--------------|-------------------------|--------------------|
| Kenya | Electricity Modernization Project | IBRD | Jan-2015 | Mar-2015 | 4.7 | 0.9 | 4.7 | 100.0% |
| Kiribati | SREP Preparation Grant for Investment Plan - Kiribati | IBRD | Jun-2017 | - | 0.2 | - | 0.2 | 100.0% |
| Lesotho | Lesotho Renewable Energy and Energy Access Project | IBRD | May-2019 | Jan-2020 | 12.9 | 1.8 | 4.6 | 35.5% |
| Lesotho | SREP Preparation Grant for Investment Plan - Lesotho | IBRD | Nov-2016 | Dec-2017 | 0.3 | - | 0.3 | 100.0% |
| Liberia | Renewable Energy for Electrification in North and Center Liberia Project-Mini Grids | IBRD | Dec-2015 | Jan-2016 | 25.0 | 1.2 | 16.7 | 67.0% |
| Madagascar | SREP Preparation Grant for Investment Plan - Madagascar | IBRD | Oct-2015 | - | 0.3 | - | 0.3 | 100.0% |
| Maldives | Accelerating Sustainable Private Investments in Renewable Energy (ASPIRE) Program | IBRD | Apr-2014 | Jun-2014 | 12.6 | - | 7.0 | 55.2% |
| Maldives | SREP Preparation Grant for Investment Plan - Maldives | IBRD | Apr-2011 | Oct-2012 | 0.2 | - | 0.2 | 100.0% |
| Maldives | TAF: Support to Scale Up Renewable Energy in the Maldives | IBRD | Jun-2020 | Nov-2020 | 0.3 | - | - | - |
| Mali | Rural Electrification Hybrid Systems | IBRD | Oct-2013 | Dec-2013 | 13.3 | - | 13.3 | 100.0% |
| Mexico | TAF: Supporting city climate investments to promote green and resilient Covid-19 recovery in Mexico | IBRD | Dec-2021 | - | 0.3 | - | - | - |
| Mongolia | Upscaling Rural Renewable Energy - Solar PV | IBRD | Feb-2017 | Jun-2017 | 12.4 | 7.3 | 11.9 | 95.6% |
| Mongolia | Capacity Building and Regulatory Support Technical Assistance | IBRD | Aug-2016 | Aug-2016 | 1.2 | - | 1.2 | 100.0% |
| Nepal | Biogas Extended Program | IBRD | Feb-2014 | Aug-2014 | 4.2 | - | 4.2 | 100.0% |
| Nepal | Nepal Private Sector – Led Mini-Grid Energy Access Project | IBRD | Jul-2017 | Jan-2019 | 7.6 | 0.8 | 2.8 | 36.5% |
| Nepal | TAF: Nepal's Transition to Green, Resilient, Inclusive Development | IBRD | Oct-2021 | - | 0.7 | - | - | - |
| Nigeria | TAF: Support Distributed Solar PV in Urban Environments in Nigeria - Phase II | IBRD | Aug-2021 | - | 0.2 | - | - | - |

| <i>In millions of USD</i> | | | | | | | | |
|---------------------------|---|------|-------------------------|-------------------------|---------|--------------|-------------------------|--------------------|
| Country | Project Name | MDB | Committee Approval Date | MDB Board Approval Date | Funding | Disbursement | Cumulative Disbursement | Disbursement Ratio |
| Pacific Region | Sustainable Energy Industry Development Project | IBRD | May-2015 | Sep-2015 | 1.8 | - | 1.8 | 100.0% |
| Pakistan | TAF: Balochistan Sustainable Energy Project | IBRD | Oct-2021 | - | 0.6 | - | - | - |
| Peru | TAF: Supporting urban transformation investments to promote green and resilient Covid-19 recovery in Peru | IBRD | Dec-2021 | - | 0.3 | - | - | - |
| Regional | TAF: Building a Climate Resilient Agriculture in Cambodia and Laos PDR for Green and resilient Recovery | IBRD | Dec-2021 | - | 0.6 | - | - | - |
| Regional | TAF: Supporting a green and resilient COVID-19 recovery by accelerating the shift to electric mobility in Colombia and Costa Rica | IBRD | Dec-2021 | - | 0.7 | - | - | - |
| Regional | TAF: Fast tracking the Global Green Recovery Agenda through institutional support for the “OSOWG” initiative - India, Myanmar, and Bangladesh | IBRD | Dec-2021 | - | 0.7 | - | - | - |
| Regional | TAF: Supporting green recovery through climate smart policies - Egypt, Lebanon, and Morocco | IBRD | Dec-2021 | - | 0.6 | - | - | - |
| Regional | TAF: Supporting Climate Action in three East African Countries through Non-traditional Financing Instruments and Debt Management - Ethiopia, Malawi, Rwanda | IBRD | Oct-2021 | - | 0.3 | - | - | - |
| Rwanda | Renewable Energy Fund | IBRD | Apr-2017 | Jun-2017 | 49.3 | 5.0 | 43.2 | 87.6% |
| Rwanda | SREP Preparation Grant for Investment Plan - Rwanda | IBRD | Jan-2015 | Nov-2015 | 0.2 | - | 0.2 | 100.0% |
| Solomon Islands | Electricity Access and Renewable Expansion Project – 2 | IBRD | Mar-2018 | Jul-2018 | 7.1 | 0.0 | 0.5 | 6.4% |
| Sudan | TAF: Catalyzing Sudan’s Green Recovery | IBRD | Dec-2021 | - | 0.5 | - | - | - |
| Tajikistan | TAF: Development of Clean Heating Investment Plan | IBRD | Dec-2021 | - | 0.7 | - | - | - |

In millions of USD

| Country | Project Name | MDB | Committee Approval Date | MDB Board Approval Date | Funding | Disbursement | Cumulative Disbursement | Disbursement Ratio |
|------------------------------|--|------|-------------------------|-------------------------|---------|--------------|-------------------------|--------------------|
| Tanzania, United Republic of | Renewable Energy for Rural Electrification | IBRD | Apr-2016 | Jun-2016 | 9.6 | 0.5 | 3.3 | 34.8% |
| Türkiye | TAF: Low Carbon Development Planning: Options Paper and Capacity Building | IBRD | Dec-2021 | - | 0.4 | - | - | - |
| Türkiye | TAF: Mitigation: E-mobility Program | IBRD | Oct-2021 | - | 0.3 | - | - | - |
| Türkiye | TAF: Improving the management of coastal protected areas and ecosystems as a nature-based solutions climate resilience and addressing climate resilient rural development issues | IBRD | Aug-2021 | - | 0.1 | - | - | - |
| Ukraine | TAF: Ukraine Decarbonization support | IBRD | Oct-2021 | - | 0.8 | - | - | - |
| Vanuatu | Rural Electrification Project | IBRD | Feb-2017 | May-2017 | 0.6 | - | 0.6 | 100.0% |
| Vanuatu | SREP Preperation Grant for Investment Plan - Venuatu | IBRD | Mar-2013 | Dec-2014 | 0.2 | - | 0.2 | 100.0% |
| Yemen | SREP Preparation Grant for Investment Plan - Yemen | IBRD | Mar-2013 | - | 0.1 | - | 0.1 | 100.0% |
| Zambia | SREP Preparation Grant for Investment Plan - Zambia | IBRD | Dec-2015 | - | 0.1 | - | 0.1 | 100.0% |
| Honduras | Strengthening the Renewable Energy Policy and Regulatory Framework Program (FOMPIER), Part I | IDBG | Oct-2012 | Dec-2012 | 0.0 | - | 0.0 | 100.0% |
| Honduras | Grid-Connected RE Development Support (ADERC) - Transmission Phase I | IDBG | Aug-2017 | Sep-2018 | 7.5 | - | 7.5 | 100.0% |
| Honduras | ERUS Universal Energy Access Program (PAUE) | IDBG | Aug-2017 | Nov-2018 | 6.6 | 0.5 | 6.4 | 98.0% |
| Honduras | Strengthening the RE Policy and Regulatory Framework (FOMPIER) Phase II | IDBG | Mar-2018 | Apr-2018 | 0.7 | - | 0.7 | 100.0% |
| Honduras | Grid-Connected RE Development Support (ADERC) - Transmission Phase II | IDBG | Jun-2018 | Sep-2018 | 5.0 | 2.2 | 4.9 | 98.0% |
| Honduras | SREP Preperation Grant for Investment Plan - Honduras | IDBG | Mar-2011 | Nov-2011 | 0.3 | - | 0.3 | 100.0% |

| <i>In millions of USD</i> | | | | | | | | |
|---------------------------|--|------|-------------------------|-------------------------|---------|--------------|-------------------------|--------------------|
| Country | Project Name | MDB | Committee Approval Date | MDB Board Approval Date | Funding | Disbursement | Cumulative Disbursement | Disbursement Ratio |
| Nicaragua | Nicaragua Geothermal Exploration and Transmission Improvement Program under the PINIC | IDBG | Aug-2016 | Sep-2016 | 7.5 | 0.3 | 1.5 | 20.0% |
| Regional | TAF: Developing policies and regulations to enable green hydrogen (GH2) investments - Bolivia, Colombia, and Peru | IDBG | Aug-2021 | Dec-2021 | 0.5 | 0.2 | 0.5 | 100.0% |
| Regional | TAF: Enhancing the financial regulatory framework and financial approaches for promoting Energy Efficiency and Distributed Generation Investments through Green Finance Innovation Laboratories (GFILs): Mexico and Brazil | IDBG | Jun-2020 | Jun-2020 | 0.6 | - | - | - |

Appendix B Fully Disbursed Project List

B.1. CTF

In millions of USD

| | Country | Project Title | MDB | Total Funding |
|--------------|--------------|---|------|----------------|
| Total | | | | 2,135.3 |
| 1 | Regional | Renewable Energy Mini-grids and Distributed Power Generation | ADB | 2.9 |
| 2 | India | Rajasthan Renewable Energy Transmission Investment Program (Multi-tranche Financing Facility / MFF) | ADB | 66.9 |
| 3 | India | Solar Park Transmission | ADB | 50.0 |
| 4 | Indonesia | Private Sector Geothermal Energy Program | ADB | 149.3 |
| 5 | Philippines | Market Transformation through Introduction of Energy Efficient Electric Vehicles Project | ADB | 7.5 |
| 6 | Regional | BDF: ADB CTF Private Sector Innovation Investment Facility (Low Carbon Technologies) | ADB | 0.4 |
| 7 | Regional | BDF: ADB CTF Private Sector Sustainable Transport Program | ADB | 0.4 |
| 8 | Thailand | Private Sector Renewable Energy Program | ADB | 80.6 |
| 9 | Vietnam | M&E TA: Mainstreaming Climate Change Mitigation into National Infrastructure | ADB | 0.7 |
| 10 | Vietnam | Sustainable Urban Transport for Ho Chi Minh City Mass Rapid Transit Line 2 Project | ADB | 1.5 |
| 11 | Morocco | Noor II and III Concentrated Solar Power Project | AFDB | 119.0 |
| 12 | Morocco | Ouarzazate I Concentrated Solar Power Project | AFDB | 100.0 |
| 13 | Nigeria | Line of Credit for Renewable Energy and Energy Efficiency Projects | AFDB | 1.3 |
| 14 | South Africa | Eskom Renewable Support Project | AFDB | 42.3 |
| 15 | South Africa | Sustainable Energy Acceleration Program (SEAP) | AFDB | 43.5 |
| 16 | Kazakhstan | Kazakh Railways: Sustainable Energy Program | EBRD | 0.1 |
| 17 | Ukraine | DPSP III: Finance and Technology Transfer Centre for Climate Change (FINTECC): Ukraine Agribusiness Waste Residues Window | EBRD | 10.4 |
| 18 | Ukraine | Novoazovsk Wind Project | EBRD | 17.8 |
| 19 | Egypt | Wind Power Development Project | IBRD | 124.3 |
| 20 | India | Development Policy Loan to Promote Inclusive Green Growth and Sustainable Development in Himachal Pradesh | IBRD | 100.0 |
| 21 | Indonesia | Geothermal Clean Energy Investment Project | IBRD | 124.3 |
| 22 | Mexico | Efficient Lighting and Appliances Project | IBRD | 50.0 |

In millions of USD

| | Country | Project Title | MDB | Total Funding |
|----|----------------|--|------------|----------------------|
| 23 | Mexico | Urban Transport Transformation Project | IBRD | 62.0 |
| 24 | Morocco | Ouarzazate I Concentrated Solar Power Project | IBRD | 96.8 |
| 25 | Morocco | Noor II and III Concentrated Solar Power Project | IBRD | 119.0 |
| 26 | South Africa | Eskom Renewable Support Project | IBRD | 249.9 |
| 27 | Türkiye | Impact Assessment of Clean Technology Fund in Renewable Energy and Energy Efficiency Market in Turkey | IBRD | 0.1 |
| 28 | Türkiye | Private Sector Renewable Energy and Energy Efficiency Project | IBRD | 100.0 |
| 29 | Türkiye | SME Energy Efficiency Project / Renewable Energy Integration-TA | IBRD | 1.0 |
| 30 | Vietnam | Distribution Efficiency Project | IBRD | 19.9 |
| 31 | Brazil | BDF: Transit-Oriented Development in Brazil | IDBG | 2.0 |
| 32 | Chile | Concentrated Solar Power Project . | IDBG | 0.5 |
| 33 | Chile | Large-Scale Photo-Voltaic Program | IDBG | 16.0 |
| 34 | Chile | Geothermal Risk Mitigation Program (MiRiG) | IDBG | 10.7 |
| 35 | Chile | Geothermal Risk Mitigation Program | IDBG | 20.0 |
| 36 | Colombia | Energy Efficiency Financing Program for the Services Sector | IDBG | 10.7 |
| 37 | Colombia | Energy Efficiency Program in the San Andrés, Providencia and Santa Catalina Archipelago | IDBG | 9.5 |
| 38 | Colombia | Renewable Energy Financing for Non-Interconnected Zones(NIZs) | IDBG | 10.4 |
| 39 | Colombia | Strategic Public Transportation Systems (SETP) Program | IDBG | 11.1 |
| 40 | Colombia | Technological Transformation Program for Bogota's Integrated Public Transport System | IDBG | 18.5 |
| 41 | Colombia | Sustainable Energy Finance Program | IDBG | 0.8 |
| 42 | Honduras | GESP: Innovative Energy Solutions for Health Service Delivery in Honduras | IDBG | 0.5 |
| 43 | Mexico | Renewable Energy Program, Proposal III | IDBG | 70.5 |
| 44 | Mexico | Support to FIRA for the Implementation of an Energy Efficiency Financing Strategy for the Food Processing Industry | IDBG | 1.7 |
| 45 | Mexico | Renewable Energy Program | IDBG | 31.5 |
| 46 | Mexico | Energy Efficiency Program, Part 1 | IDBG | 20.6 |
| 47 | Regional | DPSP II: Utility Scale Renewable Energy: Geothermal - Sustainable Energy Facility for the Eastern Caribbean | IDBG | 19.1 |
| 48 | Colombia | Sustainable Energy Finance Program | IFC | 1.1 |
| 49 | Honduras | DPSP II: Utility-Scale Solar PV Sub-Program | IFC | 19.5 |

In millions of USD

| | Country | Project Title | MDB | Total Funding |
|----|----------------|---|------------|----------------------|
| 50 | Kazakhstan | Renewable Energy Infrastructure Program | IFC | 1.2 |
| 51 | Mexico | Private Sector Wind Development | IFC | 15.1 |
| 52 | Philippines | Renewable Energy Accelerator Program (REAP) | IFC | 0.1 |
| 53 | Philippines | Sustainable Energy Finance Program | IFC | 0.8 |
| 54 | South Africa | Sustainable Energy Acceleration Program | IFC | 35.7 |
| 55 | South Africa | Energy Efficiency Program | IFC | 1.8 |
| 56 | Thailand | Renewable Energy Accelerator Program | IFC | 5.1 |
| 57 | Türkiye | Commercializing Sustainable Energy Finance Phase II (CSEF II) | IFC | 34.7 |
| 58 | Türkiye | Commercializing Sustainable Energy Finance Program | IFC | 20.5 |
| 59 | Ukraine | Renewable Energy Program | IFC | 0.2 |
| 60 | Ukraine | BDF: Ukraine: Kiev Mass Rapid Transit Program | IFC | 0.6 |
| 61 | Vietnam | Sustainable Energy Finance Program (VSEF) | IFC | 3.0 |

B.2. FIP

In millions of USD

| | Country | Project Title | MDB | Total Funding |
|--------------|---------------------------------------|---|------------|----------------------|
| Total | | | | 368.9 |
| 1 | Cambodia | FIP Preparation Grant for Investment Plan - Cambodia | ADB | 0.2 |
| 2 | Indonesia | FIP Preparations Grant for Investment Strategies - Indonesia | ADB | 0.2 |
| 3 | Lao People's Democratic Republic | Protecting Forests for Sustainable Ecosystem Services | ADB | 12.7 |
| 4 | Burkina Faso | Gazetted Forests Participatory Management Project for REDD+ (PGFC/REDD+) | AFDB | 11.5 |
| 5 | Congo, the Democratic Republic of the | Integrated REDD+ Project in the Mbuji-Mayi/Kananga and Kisangani Basins | AFDB | 22.3 |
| 6 | Ghana | Engaging Local Communities in REDD+/Enhancement of Carbon Stocks | AFDB | 10.0 |
| 7 | Ghana | Public-Private Partnership for restoration of degraded forest reserve through VCS and FSC certified plantations | AFDB | 10.3 |
| 8 | Rwanda | FIP Preparation Grant for Investment Plan - Rwanda | AFDB | 0.2 |

In millions of USD

| | Country | Project Title | MDB | Total Funding |
|----|---------------------------------------|---|------------|----------------------|
| 9 | Bangladesh | FIP Preparation Grant for Investment Plan - Bangladesh | IBRD | 0.2 |
| 10 | Brazil | Environmental Regularization of Rural Lands in the Cerrado of Brazil | IBRD | 4.7 |
| 11 | Brazil | Investment Plan Coordination Project | IBRD | 1.0 |
| 12 | Brazil | Sustainable production in areas previously converted to agricultural use project (under the low carbon emission agriculture plan) | IBRD | 10.4 |
| 13 | Brazil | Development of systems to prevent forest fires and monitor vegetation cover in the Brazilian Cerrado | IBRD | 9.1 |
| 14 | Brazil | Dedicated Grant Mechanism for Indigenous Peoples and Local Communities: Funding Proposal for the DGM Project for Brazil | IBRD | 6.5 |
| 15 | Brazil | Integrated Landscape Management in the Cerrado Biome | IBRD | 21.0 |
| 16 | Brazil | FIP Preparation Grant for Investment Plan - Brazil | IBRD | 0.3 |
| 17 | Burkina Faso | Decentralized Forest and Woodland Management | IBRD | 18.0 |
| 18 | Burkina Faso | Dedicated Grant Mechanism for Indigenous Peoples and Local Communities in Burkina Faso | IBRD | 4.3 |
| 19 | Burkina Faso | FIP Preparation Grant for Investment Strategies - Burkina Faso | IBRD | 0.2 |
| 20 | Cameroon | FIP Preparation Grant for Investment Plan - Cameroon | IBRD | 0.2 |
| 21 | Congo, Republic of | FIP Preparation Grant for Investment Plan - The Republic of Congo | IBRD | 0.2 |
| 22 | Congo, the Democratic Republic of the | Improved Forested Landscape Management Project (IFLMP) | IBRD | 37.7 |
| 23 | Congo, the Democratic Republic of the | Forest-Dependent Community Support Project | IBRD | 5.3 |
| 24 | Congo, the Democratic Republic of the | FIP Preparation Grant for Investment Strategies - Democratic Republic of Congo (DRC) | IBRD | 0.3 |
| 25 | Cote d'Ivoire | FIP Preparation Grant for Investment Plan - Cote d'Ivoire | IBRD | 0.2 |
| 26 | Ghana | Enhancing Natural Forest and Agroforest Landscapes Project | IBRD | 30.0 |
| 27 | Ghana | DGM for Indigenous Peoples and Local Communities | IBRD | 5.5 |
| 28 | Global | Dedicated Grant Mechanism for Indigenous Peoples and Local Communities: Program Framework and Funding Proposal for the DGM Project for the Global Component | IBRD | 5.0 |
| 29 | Global | Phase 2 of the Dedicated Grant Mechanism (DGM) Global Project | IBRD | 2.3 |
| 30 | Indonesia | Promoting Sustainable Community-Based Natural Resource Management and Institutional Development | IBRD | 17.5 |

In millions of USD

| | Country | Project Title | MDB | Total Funding |
|----|----------------------------------|---|------|---------------|
| 31 | Indonesia | Strengthening Rights and Economies of Adat and Local Communities Project | IBRD | 6.0 |
| 32 | Lao People's Democratic Republic | Scaling-up Participatory Sustainable Forest Management | IBRD | 13.3 |
| 33 | Lao People's Democratic Republic | FIP Preparation Grant for Investment Strategies - Lao PDR | IBRD | 0.2 |
| 34 | Mexico | Forests and Climate Change Project | IBRD | 40.4 |
| 35 | Mozambique | DGM for Indigenous Peoples and Local Communities | IBRD | 4.5 |
| 36 | Mozambique | Mozambique Forest Investment Project (MozFIP) | IBRD | 21.9 |
| 37 | Mozambique | FIP Preparation Grant for Investment Plan - Mozambique | IBRD | 0.3 |
| 38 | Nepal | FIP Preparation Grant for Investment Plan - Nepal | IBRD | 0.2 |
| 39 | Peru | Dedicated Grant Mechanism in Peru | IBRD | 5.5 |
| 40 | Tunisia | FIP Preparation Grant for Investment Plan - Tunisia | IBRD | 0.2 |
| 41 | Uganda | FIP Preparation Grant Request for Investment Strategy for Uganda | IBRD | 0.2 |
| 42 | Zambia | FIP Preparation Grant for Investment Plan - Zambia | IBRD | 0.2 |
| 43 | Brazil | Forest Information to Support Public and Private Sectors in Management Initiatives | IDBG | 5.2 |
| 44 | Brazil | Macauba Palm Oil in Silvicultural System | IDBG | 3.0 |
| 45 | Guatemala | FIP Preparation Grant for Investment Plan - Guatemala | IDBG | 0.2 |
| 46 | Mexico | Financing Low Carbon Strategies in Forest Landscapes | IDBG | 12.5 |
| 47 | Mexico | Support for Forest Related Micro, Small, and Medium-sized Enterprises (MSMEs) in Ejidos | IDBG | 2.6 |
| 48 | Peru | FIP Preparation Grant for Investment Strategies - Peru | IDBG | 0.3 |
| 49 | Lao People's Democratic Republic | Smallholder Forestry Program | IFC | 3.0 |
| 50 | Mozambique | Emissions Reductions in the Forest Sector Through Planted Forests with Major Investors | IFC | 1.9 |

B.3. PPCR

In millions of USD

| | Country | Project Title | MDB | Total Funding |
|--------------|------------|--|-----|---------------|
| Total | | | | 663.1 |
| 1 | Bangladesh | Coastal Climate Resilient Infrastructure Project | ADB | 27.7 |

In millions of USD

| | Country | Project Title | MDB | Total Funding |
|----|---------------------------------|---|------------|----------------------|
| 2 | Bangladesh | Climate Change Capacity Building and Knowledge Management | ADB | 0.3 |
| 3 | Cambodia | Climate resilient Rural Infrastructure in Kampong Cham Province(as part of Rural Roads Improvement Project (RRIP-II)) | ADB | 15.9 |
| 4 | Cambodia | Enhancement of Flood and Drought Management in Pursat Province | ADB | 9.7 |
| 5 | Cambodia | Promoting Climate-Resilient Agriculture in Koh Kong and Monduliri Provinces as part of the Greater Mekong Subregion Biodiversity Conservation Corridors Project | ADB | 7.4 |
| 6 | Cambodia | Provincial Roads Improvement Project - Climate Proofing of Roads in Prey Veng, Svay Rieng, Kampong Chhnang and Kampong Speu Provinces | ADB | 16.0 |
| 7 | Cambodia | GMS Southern Economic Corridor Towns Development Project | ADB | 10.0 |
| 8 | Cambodia | Mainstreaming Climate Resilience into Development Planning / Technical Assistance: Mainstreaming Climate Resilience into Development Planning of Key Vulnerable Sectors | ADB | 9.0 |
| 9 | Nepal | Building Climate Resilience of Watersheds in Mountain Eco-Regions | ADB | 20.8 |
| 10 | Nepal | Mainstreaming Climate Change Risk Management in Development | ADB | 5.1 |
| 11 | Pacific Region | Implementation of the Strategic Program for Climate Resilience (SPCR): Pacific Region | ADB | 3.4 |
| 12 | Tajikistan | Building Capacity for Climate Resilience | ADB | 5.3 |
| 13 | Tajikistan | Building Climate Resilience in the Pyanj River Basin Project | ADB | 22.1 |
| 14 | Tajikistan | Phase 1 Funding - Preparation Grant for SPCR - Tajikistan | ADB | 0.7 |
| 15 | Tonga | Climate Resilience Sector Project | ADB | 19.9 |
| 16 | Tonga | Phase 1 Funding - Preparation Grant for SPCR - Tonga | ADB | 0.2 |
| 17 | Gambia | Phase 1 Funding - Preparation Grant for SPCR - Gambia | AFDB | 1.5 |
| 18 | Mozambique | Sustainable Land & Water Resources Management Project (SLWRMP) | AFDB | 15.8 |
| 19 | Niger | Climate Information Development and Forecasting Project (PDIPC) | AFDB | 9.0 |
| 20 | Niger | Water Resources Mobilization and Development Project (PROMOVARE) | AFDB | 21.5 |
| 21 | Uganda | PPCR Preparation Grant for Investment Strategy - Uganda | AFDB | 1.4 |
| 22 | Tajikistan | Enhancing the Climate Resilience of the Energy Sector | EBRD | 11.0 |
| 23 | Tajikistan | Small Business Climate Resilience Financing Facility | EBRD | 5.0 |
| 24 | Tajikistan | Phase 1 Funding - Preparation Grant for SPCR - Tajikistan | EBRD | 0.3 |
| 25 | Bangladesh | Coastal Embankment Improvement Project Phase I (CEIP-I) | IBRD | 25.0 |
| 26 | Bolivia, Plurinational State of | Climate Resilience - Integrated Basin Management Project | IBRD | 37.3 |

In millions of USD

| | Country | Project Title | MDB | Total Funding |
|----|----------------------------------|---|------------|----------------------|
| 27 | Bolivia, Plurinational State of | Phase 1 Funding - Preparation Grant for SPCR - Bolivia | IBRD | 1.4 |
| 28 | Cambodia | Phase 1 Funding - Preparation Grant for SPCR - Cambodia | IBRD | 1.3 |
| 29 | Ethiopia | Phase 1 Funding - Preparation Grant for SPCR - Ethiopia | IBRD | 0.3 |
| 30 | Grenada | Disaster Vulnerability and Climate Risk Reduction Project / Additional Financing to the Regional Disaster Vulnerability Reduction Project (RDVRP) | IBRD | 24.8 |
| 31 | Haiti | Centre Artibonite Regional Development Project | IBRD | 6.3 |
| 32 | Haiti | Strengthening Hydro-Meteorological Services Project | IBRD | 3.7 |
| 33 | Honduras | Phase 1 Funding - Preparation Grant for SPCR - Honduras | IBRD | 1.4 |
| 34 | Jamaica | Improving Climate Data and Information Management Project | IBRD | 6.9 |
| 35 | Madagascar | Phase 1 Funding - Preparation Grant for SPCR - Madagascar | IBRD | 1.5 |
| 36 | Malawi | Phase 1 Funding - Preparation Grant for SPCR - Malawi | IBRD | 1.5 |
| 37 | Mozambique | Roads & Bridges Management and Maintenance Project - APL2 | IBRD | 14.6 |
| 38 | Mozambique | Cities and Climate Change Project - PPCR Additional Financing | IBRD | 15.6 |
| 39 | Mozambique | Climate Resilience: Transforming Hydro-Meteorological Services | IBRD | 14.7 |
| 40 | Mozambique | Climate Change Technical Assistance | IBRD | 1.8 |
| 41 | Nepal | Building Resilience to Climate-Related Hazards | IBRD | 24.9 |
| 42 | Niger | Community Action Project for Climate Resilience (CAPCR) | IBRD | 63.4 |
| 43 | Niger | Niger Community Action Project for Climate Resilience | IBRD | 7.4 |
| 44 | Philippines | Phase 1 Funding - Preparation Grant for SPCR - Philippines | IBRD | 1.4 |
| 45 | Rwanda | Rwanda PPCR Strategic Program for Climate Resilience Preparation Grant RETF | IBRD | 1.4 |
| 46 | Saint Vincent and the Grenadines | Disaster Vulnerability and Climate Risk Reduction | IBRD | 15.0 |
| 47 | Samoa | Enhancing Climate Resilience for West Coast Road Project | IBRD | 14.9 |
| 48 | Samoa | Enhancing the Climate Resilience of Coastal Resources and Communities | IBRD | 14.6 |
| 49 | Samoa | Phase 1 Funding - Preparation Grant for SPCR - Samoa | IBRD | 0.4 |
| 50 | Tajikistan | Improvement of Weather, Climate, and Hydrological Delivery project | IBRD | 7.0 |
| 51 | Tajikistan | Environmental Land Management and Rural Livelihoods Project / Environmental Land Management and Rural Livelihoods - AF | IBRD | 9.5 |
| 52 | Tajikistan | Environmental Land Management and Rural Livelihoods - AF | IBRD | 2.0 |
| 53 | Tajikistan | Phase 1 Funding - Preparation Grant for SPCR - Tajikistan | IBRD | 0.4 |

In millions of USD

| | Country | Project Title | MDB | Total Funding |
|----|---------------------------------|--|------|---------------|
| 54 | Yemen | Climate Information System and PPCR Program Coordination | IBRD | 1.6 |
| 55 | Zambia | Zambia Strengthening Climate Resilience (PPCR Phase II) Project | IBRD | 36.9 |
| 56 | Zambia | Private Sector Support to Climate Resilience in Zambia | IBRD | 14.6 |
| 57 | Zambia | Phase 1 Funding - Preparation Grant for SPCR - Zambia | IBRD | 1.4 |
| 58 | Bolivia, Plurinational State of | Financial Products to Promote Climate Change Resilience in Bolivia | IDBG | 4.0 |
| 59 | Caribbean | Investment Plan for the Caribbean Regional Track | IDBG | 10.6 |
| 60 | Caribbean | Phase 1 Funding - Preparation Grant for SPCR - Caribbean Region | IDBG | 0.2 |
| 61 | Dominican Republic | TAF: Mainstreaming climate resiliency and green solutions into Dominican recovery investments | IDBG | 0.6 |
| 62 | Jamaica | Adaptation Program and Financing Mechanism for the Pilot Program For Climate Resilience Jamaica | IDBG | 16.6 |
| 63 | Jamaica | Phase 1 Funding - Preparation Grant for SPCR - Jamaica | IDBG | 0.5 |
| 64 | Saint Lucia | Supporting climate resilient investments in the agricultural sector in Saint Lucia | IDBG | 0.2 |
| 65 | Bangladesh | Technical Assistance Project 2 “ Feasibility Study for a Pilot Program of Climate Resilient Housing in the Coastal Region” | IFC | 0.4 |
| 66 | Bangladesh | Investment Project 1 “Promoting Climate Resilient Agriculture and Food Security” / Climate Smart SME Financing | IFC | 3.1 |
| 67 | Honduras | Phase 1 Funding - Preparation Grant for SPCR - Honduras | IFC | 0.1 |
| 68 | Mozambique | Building resilience of Mozambique’s power sector through private sector investment | IFC | 10.1 |
| 69 | Mozambique | Smallholder Irrigation Feasibility Project | IFC | 0.8 |
| 70 | Niger | Niger Irrigation Program | IFC | 1.5 |

B.4. SREP

In millions of USD

| | Country | Project Title | MDB | Total Funding |
|--------------|----------|--|-----|---------------|
| Total | | | | 93.7 |
| 1 | Cambodia | SREP Preparation Grant for Investment Plan - Cambodia | ADB | 0.3 |
| 2 | Maldives | Preparing Outer Island Sustainable Electricity Development Project / Technical Assistance: Capacity Development of the Maldives Energy Authority | ADB | 12.7 |

In millions of USD

| | Country | Project Title | MDB | Total Funding |
|----|----------------|--|------------|----------------------|
| 3 | Maldives | Technical Assistance: Republic of the Maldives Capacity Development of the Maldives Energy Authority | ADB | 0.3 |
| 4 | Pacific Region | SREP Preperation Grant for Investment Plan - Pacific Region | ADB | 0.1 |
| 5 | Kenya | Menengai Geothermal Development Project | AFDB | 19.9 |
| 6 | Mali | Project for Scaling Up Renewable Energy in Mali | AFDB | 1.4 |
| 7 | Mali | SREP Preparation Grant for Investment Plan - Mali | AFDB | 0.2 |
| 8 | Armenia | Geothermal Exploratory Drilling Project (GEDP) | IBRD | 6.4 |
| 9 | Armenia | SREP Preperation Grant for Investment Plan - Armenia | IBRD | 0.3 |
| 10 | Bangladesh | SREP Preparation Grant for Investment Plan - Bangladesh | IBRD | 0.2 |
| 11 | Kenya | Electricity Modernization Project | IBRD | 4.7 |
| 12 | Kiribati | SREP Preparation Grant for Investment Plan - Kiribati | IBRD | 0.2 |
| 13 | Lesotho | SREP Preparation Grant for Investment Plan - Lesotho | IBRD | 0.3 |
| 14 | Madagascar | SREP Preparation Grant for Investment Plan - Madagascar | IBRD | 0.3 |
| 15 | Maldives | SREP Preperation Grant for Investment Plan - Maldives | IBRD | 0.2 |
| 16 | Mali | Rural Electrification Hybrid Systems | IBRD | 13.3 |
| 17 | Mongolia | Capacity Building and Regulatory Support Technical Assistance | IBRD | 1.2 |
| 18 | Nepal | Biogas Extended Program | IBRD | 4.2 |
| 19 | Pacific Region | Sustainable Energy Industry Development Project | IBRD | 1.8 |
| 20 | Rwanda | SREP Preparation Grant for Investment Plan - Rwanda | IBRD | 0.2 |
| 21 | Vanuatu | Rural Electrification Project | IBRD | 0.6 |
| 22 | Vanuatu | SREP Preperation Grant for Investment Plan - Venuatu | IBRD | 0.2 |
| 23 | Yemen | SREP Preparation Grant for Investment Plan - Yemen | IBRD | 0.1 |
| 24 | Zambia | SREP Preparation Grant for Investment Plan - Zambia | IBRD | 0.1 |
| 25 | Honduras | Strengthening the Renewable Energy Policy and Regulatory Framework Program (FOMPIER), Part I | IDBG | 0.0 |
| 26 | Honduras | Grid-Connected RE Development Support (ADERC) - Transmission Phase I | IDBG | 7.5 |
| 27 | Honduras | Grid-Connected RE Development Support (ADERC) - Generation / H-REFF | IDBG | 6.1 |
| 28 | Honduras | Strengthening the RE Policy and Regulatory Framework (FOMPIER) Phase II | IDBG | 0.7 |
| 29 | Honduras | Sustainable Rural Energization (ERUS) – Part I & III: Promoting Sustainable Business Models for Clean Cook stoves Dissemination / Sustainable Rural Energization(ERUS)-Part II: Promoting Sustainable Business Models for Clean Cookstoves Dissemination | IDBG | 1.0 |

In millions of USD

| | Country | Project Title | MDB | Total Funding |
|----|------------------------------|---|------------|----------------------|
| 30 | Honduras | Self Supply Renewable Energy Guarantee Program | IDBG | 0.2 |
| 31 | Honduras | ERUS – Solar-Powered Mobile Health Units for Honduras | IDBG | 1.4 |
| 32 | Honduras | SREP Preperation Grant for Investment Plan - Honduras | IDBG | 0.3 |
| 33 | Regional | TAF: Developing policies and regulations to enable green hydrogen (GH2) investments - Bolivia, Colombia, and Peru | IDBG | 0.5 |
| 34 | Ethiopia | Geothermal Sector Strategy and Regulations | IFC | 1.4 |
| 35 | Ethiopia | Lighting Ethiopia / Clean Energy SMEs Capacity Building and Investment Facility | IFC | 2.0 |
| 36 | Tanzania, United Republic of | Mini-Grids Project | IFC | 3.5 |



The Climate Investment Funds

The Climate Investment Funds (CIF) were established in 2008 to mobilize resources and trigger investments for low carbon, climate resilient development in select middle and low income countries. To date, 14 contributor countries have pledged funds to CIF that have been channeled for mitigation and adaptation interventions at an unprecedented scale in 72 recipient countries. The CIF is the largest active climate finance mechanism in the world.

THE CLIMATE INVESTMENT FUNDS

c/o The World Bank Group
1818 H Street NW, Washington, D.C. 20433 USA

Telephone: +1 (202) 458-1801
Internet: www.cif.org



@CIF_action



ClFaction



ClFaction



ClFaction



ClFaction



@CIF_action