

# PPCR Semi-Annual Operational Report and Results Report



DATE November 9, 2015  
PLACE Washington, D.C.  
VENUE CIF Trust Fund Committees Meetings





## PPCR Overview: Strategic Issues





- Established in 2008 and to date USD 1.2 billion of pledges
  - Expansion to 10 new countries in May 2015
  - PPCR portfolio: USD 1.1 billion for 74 projects and co-financing of USD 1.5 billion
  - Funding shortfall of USD 166 million
  - Funding for new pilot countries: USD 1.5 million Phase 1 Grant was made available for each new pilot country
-



## Strategic Issues: Synergies across SCF Programs



New PPCR Pilot Country	FIP	PPCR	SREP
Honduras			
Rwanda			
Uganda			
Bhutan			
Ethiopia			
Gambia			
Kyrgyz Republic			
Madagascar			
Malawi			
Philippines			

 Endorsed SREP IP  
 SREP other

Countries invited to develop both FIP and PPCR Investment Plans: Honduras, Rwanda, Uganda.

Potential synergies exist:

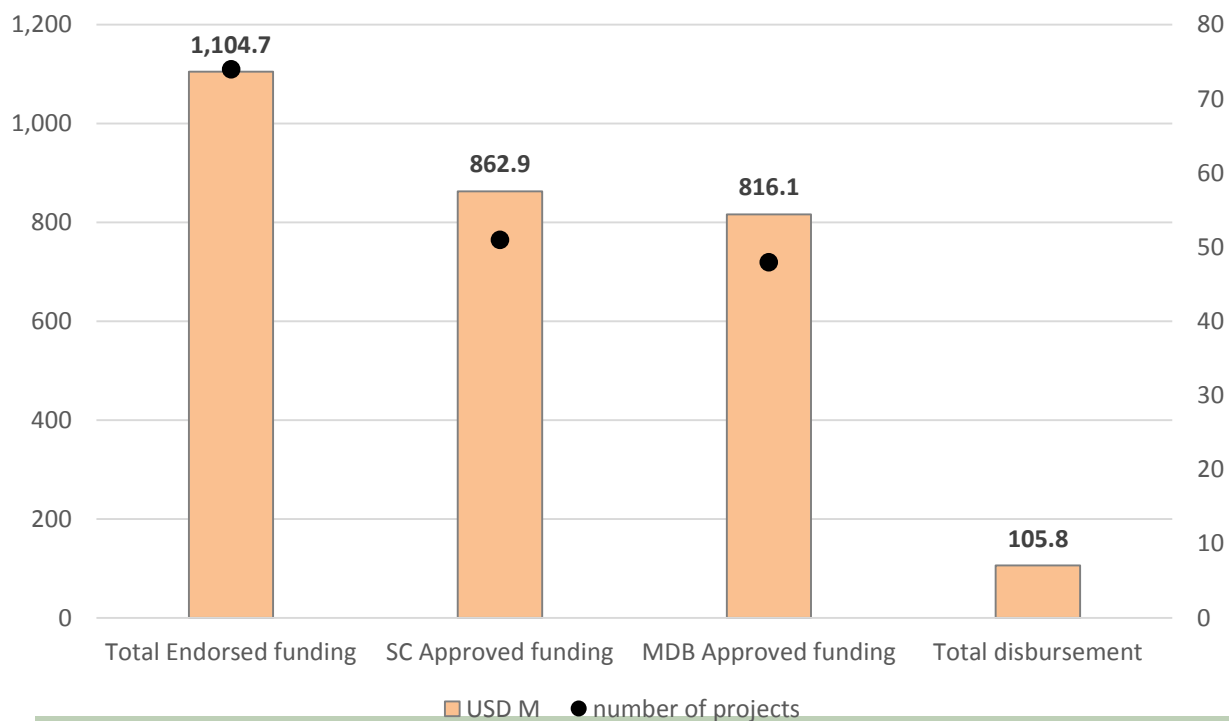
- Joint Investment Planning Process (Scoping Missions, Joint Missions)
- Joint Investment Plans
- The question of how Investment Plan Preparation Grants to be treated



# PPCR Overview

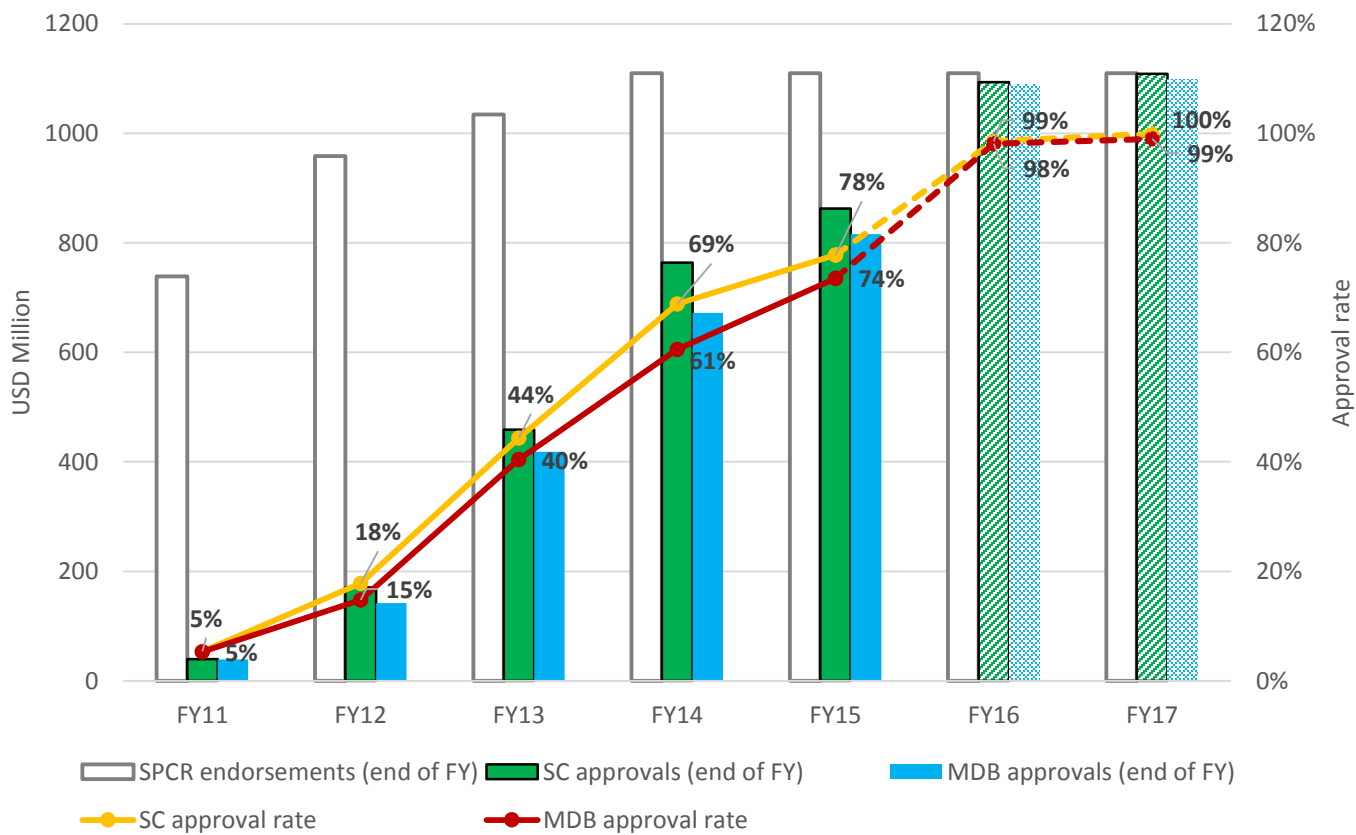


	Endorsed investment plans (20)	Endorsed PSSA concepts	Total endorsed	SC approved	MDB approved	Disbursement as of June 2015
USD M	1,034.4	70.4	1,104.7	862.9 (78%)	816.1 (73%)	105.8
# projects	63	11	74	51	48	-



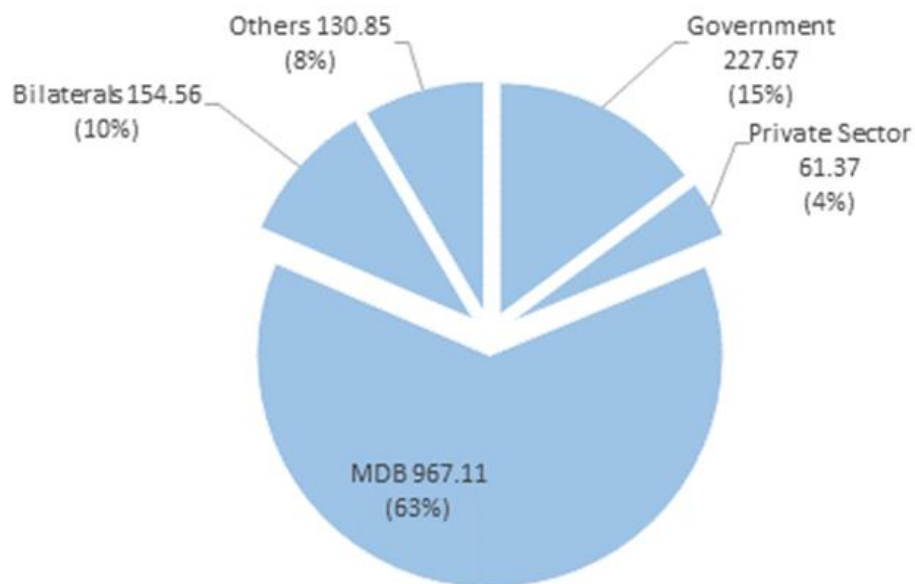


## Trends in PPCR Funding Approvals by FY





## Cofinancing in PPCR



- Total projected co-financing: USD 1,541.6 million
- Cofinancing ratio: 1 : 1.4
- Coastal zone management and infrastructure operations are able to leverage most co-financing, as more partners are able to collaborate and contribute to the investments

**Cofinancing Partners:** Bill and Melinda Gates Foundation, Global Facility for Disaster Risk Reduction, Global Agriculture and Food Security Program, Global Environment Facility, and bilateral partners from Australia, Korea, Norway, and the United Kingdom



## PPCR Preliminary Results



### Core Indicator 1: Degree of integration of climate change into national including sector planning.

#### At the national level

- ❖ **Seven out of 16 PPCR** countries that reported on this indicator have developed or revised their key national development strategy documents to embed climate change considerations.
- ❖ **In six other countries**, work is underway to embed climate change in key national development planning documents with, in most cases, support of PPCR technical assistance projects. **Only 2 pilot countries** have not started this process.

#### At the sector level

- ❖ **21 out of the 67** identified priority sectors have climate change considerations embedded in their sector-based strategic plans/documents.
- ❖ **In 23 priority sectors**, work is underway and draft sector policies that integrate climate change have been developed.
- ❖ **In the remaining 23 sectors**, no climate changes plans have yet been developed





## PPCR Preliminary Results



### **Core Indicator 2: Evidence of strengthened government capacity and coordination mechanisms to mainstream climate resilience**

- ❖ **PPCR has been able to help build policy and institutional capacities and working arrangements in pilot countries.** Examples: considerable progress in availability of information related to climate change, and increased availability of climate change expertise as well as sector participation in climate resilience-related activities.
- ❖ **PPCR has been instrumental in supporting the establishment of institutions to address climate risk in all PPCR pilot countries.** In many cases, the coordination bodies are put at the highest levels of government (e.g., Central Presidential or Prime Minister's office) or within a Ministry with convening power across stakeholders (e.g., Ministry of Finance).



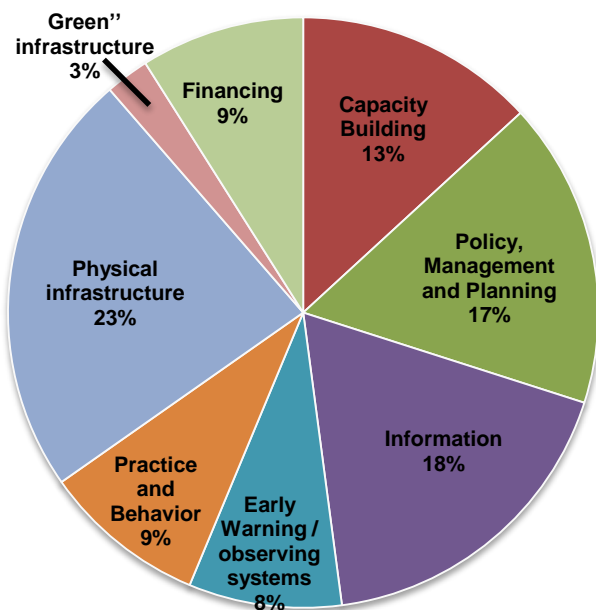


## PPCR Preliminary Results



**Core Indicator 3:** Quality of, and extent to which, climate responsive instruments/ investment models are developed and tested; and

**Core Indicator 4:** Extent to which vulnerable households, communities, businesses and public sector services use improved PPCR supported tools, instruments, strategies and activities to respond to climate variability and climate change



To date, **212 innovative PPCR tools/instruments** has been used to respond to climate change by :

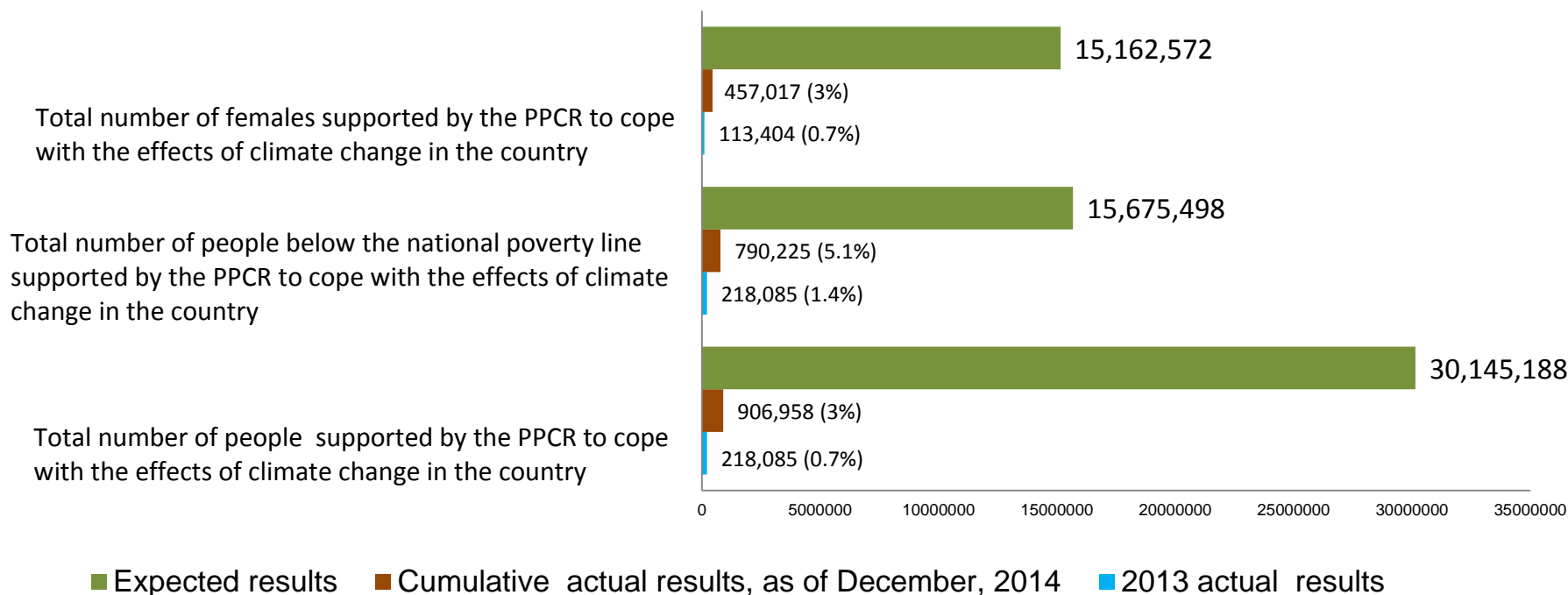
- ✓ **101,056 households** out of 800,227 (13 percent);
- ✓ **40 businesses** out 9,622 (0.4 percent),
- ✓ **184 public sector service entities** out of 4,420 (4 percent) and,
- ✓ **59 communities** out of 1,869 (3 percent)



## PPCR Preliminary Results



### Core indicator 5: Number of people supported by the PPCR to cope with effects of climate change





## Progress on PPCR Monitoring and Reporting



### **Progress made with enhancing and improving PPCR countries monitoring and reporting systems**

- ❖ **USD 2 million in enhanced targeted support** for PPCR monitoring and reporting have been made available and used by PPCR countries to facilitate in-country capacity building.
- ❖ **The PPCR M&R Country Capacity Building Program** was initiated in 2015 to complement the enhanced targeted support.

### **Next steps:**

- ❖ Provide continuous support to PPCR countries with specific monitoring and reporting needs
- ❖ Organize a two day workshop to take stock of the usefulness, feasibility, and sustainability of PPCR monitoring and reporting system.



## Updates on new countries and cross-cutting issues



- Scoping missions are planned in all 10, new PPCR countries, with four having occurred before the Sub-Committee meetings.

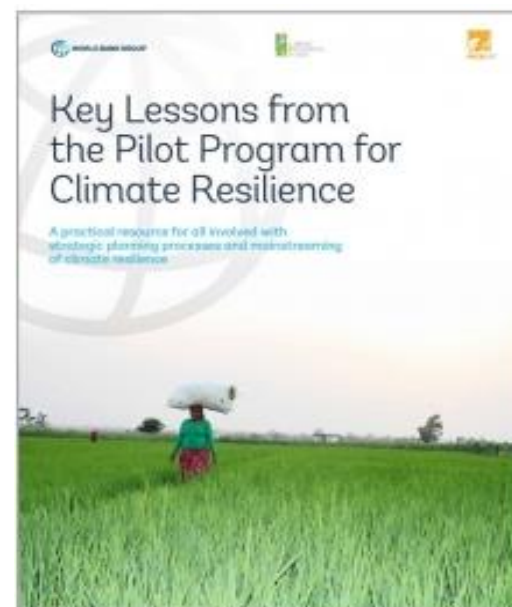
Country	MDB	Date	Comments
Uganda	AfDB, IBRD	Oct-19 – Oct-23	Joint with FIP
Kyrgyz Republic	EBRD, IBRD	Oct-19 – Oct-23	
Honduras	IDB, IBRD, IFC	Oct-26 – Oct-29	Joint with FIP
Bhutan	ADB, IBRD, IFC	Oct-26 – Oct-30	
Rwanda	IBRD, AfDB	Nov 2015	Planned
Malawi	IBRD, AfDB	Nov 2015	Planned
The Gambia	IBRD, AfDB	Nov/Dec 2015	Planned
Ethiopia	IBRD, AfDB	TBD	Planned
Philippines	IBRD, ADB	Nov 2015	Planned
Madagascar	IBRD, AfDB	TBD	Planned



## Updates on new countries and cross-cutting issues



- **A PPCR Pilot Countries Meeting** took place from July 19-23, 2015, organized in cooperation with and hosted by the European Space Agency-European Space Research Institute (ESA-ESRIN) at their Frascati, Italy campus.
- **PPCR Knowledge Product:** Key lessons from PPCR Phase 1, published by World Bank PPCR team with support of CIF Administrative Unit.





## Gender Portfolio



- **Gender portfolio review** undertaken in first half of 2015 at investment plan and project levels to identify baseline and program progress on gender “quality at entry” design stage. Key findings on PPCR include:
  - 65% of SPCRs and 30% of projects since inception have sector-specific gender analysis
  - 20% of SPCRs and 23% of projects host gender-disaggregated indicators
  - 70% of SPCRs and 53% of projects host women-specific activities





## Gender Portfolio



**A Special Gender Session at the PPCR Pilot Countries Meeting** (July 19-23, 2015) with experts from FAO, IFAD, World Bank sharing tools on gender and social dimensions of climate vulnerability.

The Government of Tajikistan presented their “**Pyanj River Basin Project**” and highlighted successes from specific actions:

**Action 1:** Gender mainstreaming at local and national levels, led to:

- strong results for 35,000 households covered:

**Action 2:** Enhancing women’s participation in water user associations for multiple uses led to:

- reducing time spent by women in water collection by 75 percent.







# Thank You!

[www.climateinvestmentfunds.org](http://www.climateinvestmentfunds.org) 

[@CIF\\_Action](https://twitter.com/CIF_Action) 

<https://www.youtube.com/user/CIFaction> 

<https://www.flickr.com/photos/cifaction/sets> 